

# University of Hawai'i Community Colleges Strategic Directions 2015-2021



UNIVERSITY  
*of* HAWAII®  
COMMUNITY COLLEGES

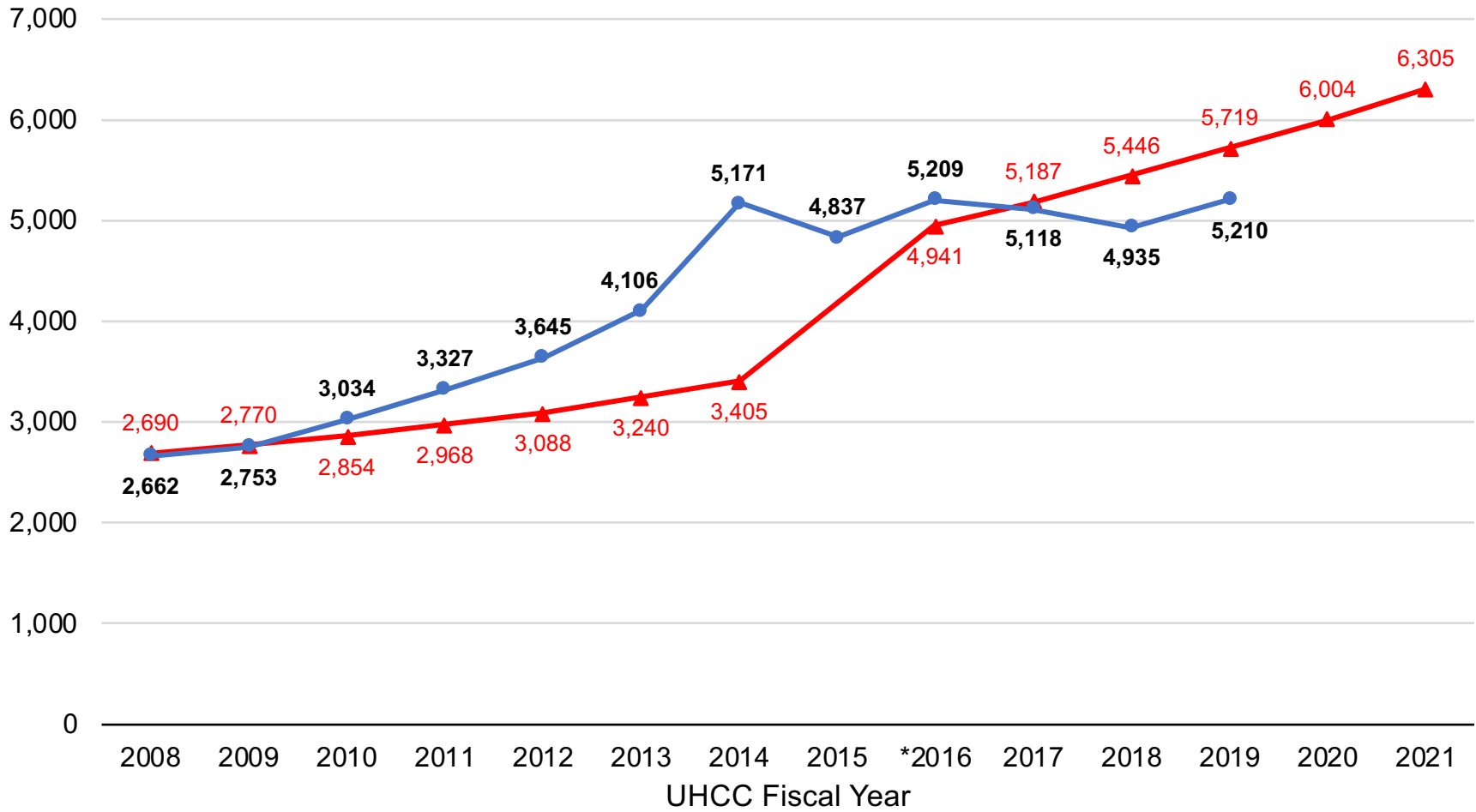
## **Kaua'i Community College Fall 2019**

Erika Lacro

Interim Vice President for Community Colleges

November 25, 2019

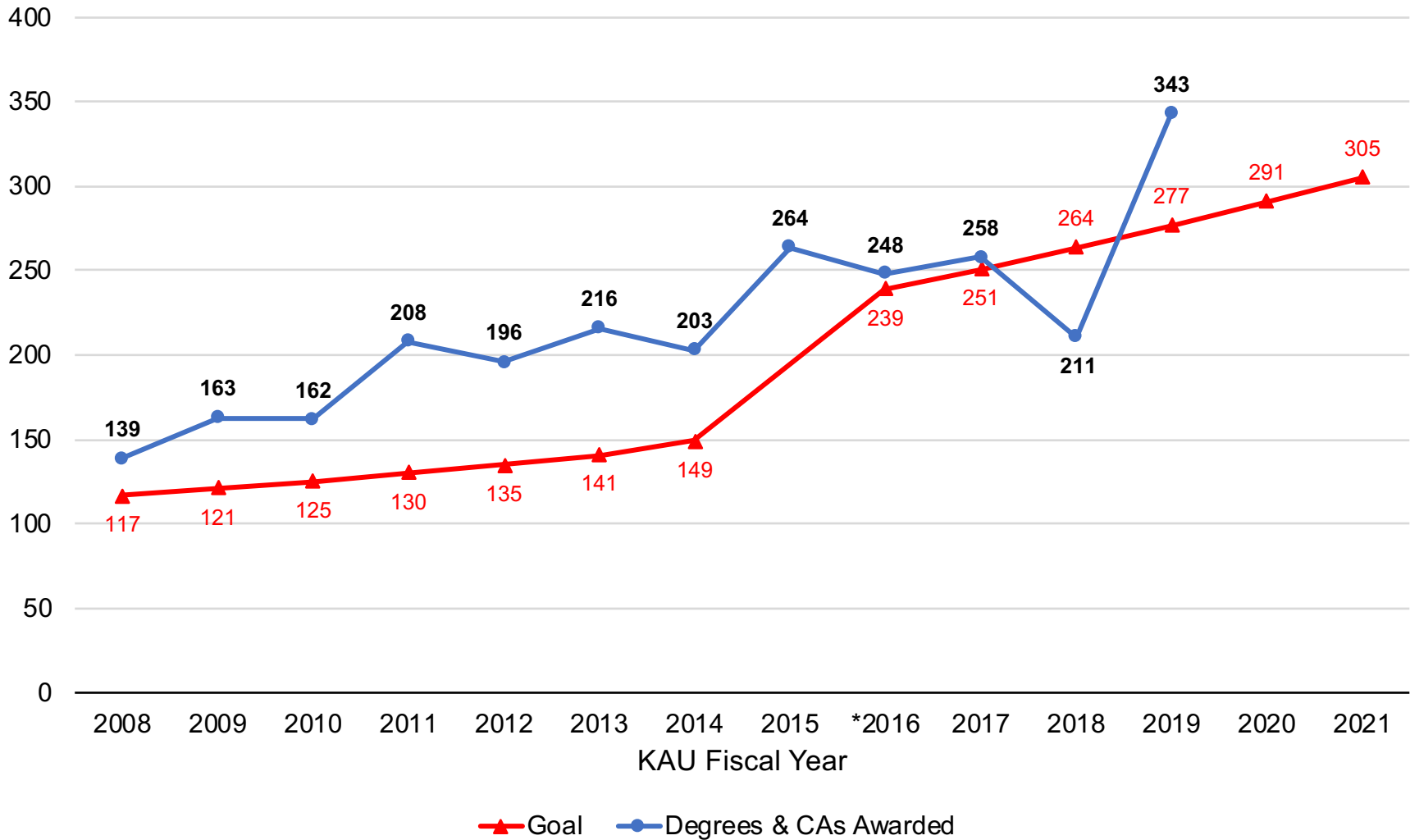
# Graduation Outcomes Degrees and Certificates



▲ Goal ● Degrees & CAs Awarded

\*Goal reset in FY 2016.

# Graduation Outcomes Degrees and Certificates



\*Goal reset in FY 2016.

## UHCC System Measure

	FY Base <sup>1</sup>	Actual				Goal		
		2016	2017	2018	2019	2019	2020	2021
HAW	597	693	576	586	<b>*587</b>	725	762	800
HON	653	886	900	778	906	794	833	875
KAP	1,347	1,383	1,356	1,276	<b>*1,212</b>	1,637	1,719	1,805
KAU	228	248	258	211	343	277	291	305
LEE	953	1,057	1,019	1,102	<b>*1,135</b>	1,159	1,217	1,278
MAU	612	594	668	638	<b>*701</b>	744	781	820
WIN	315	348	341	343	<b>*326</b>	383	402	422
UHCC <sup>2</sup>	4,705	5,209	5,118	4,935	<b>*5,210</b>	5,719	6,004	6,305

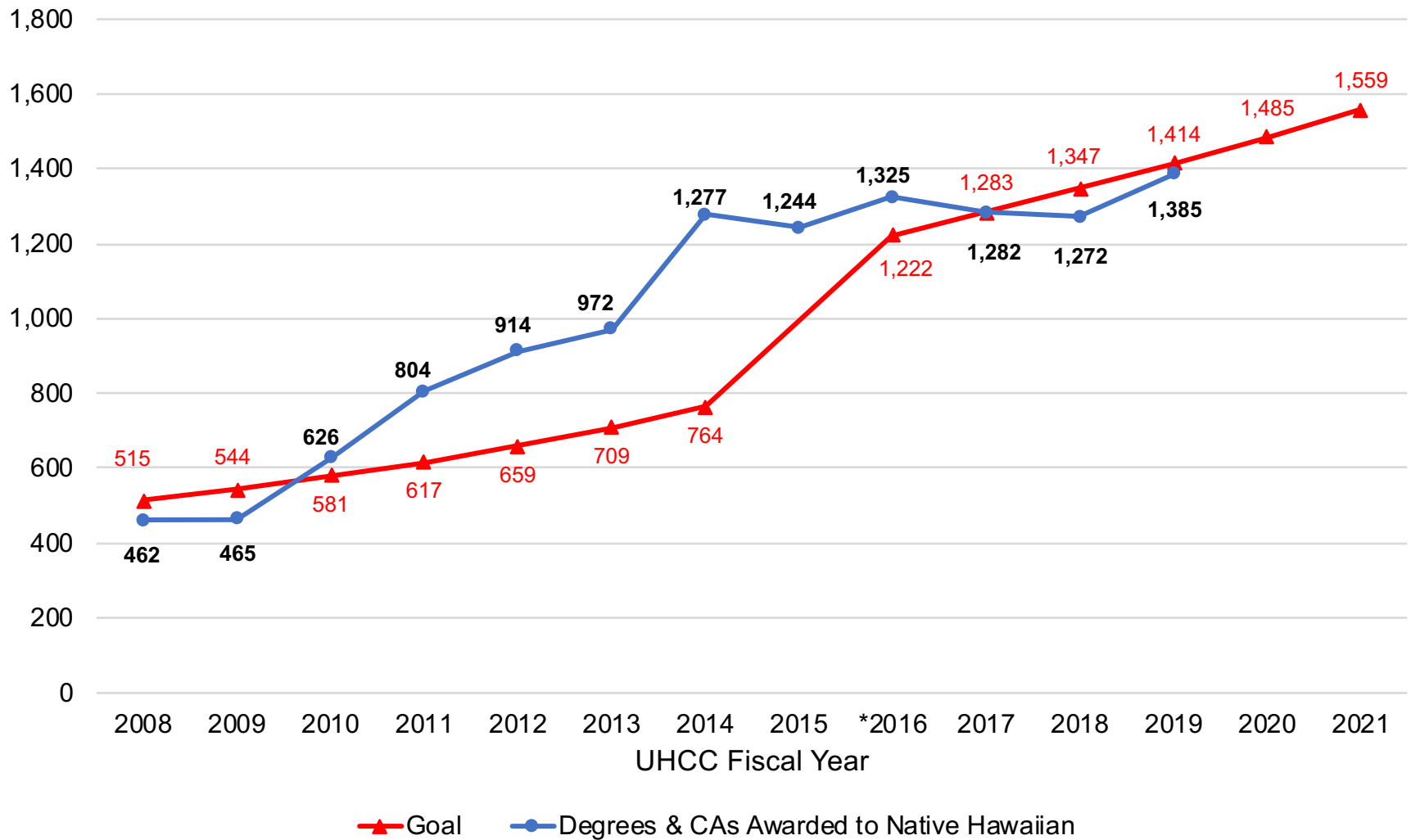
<sup>1</sup> Baseline (Average of FY13, FY14, and FY15)

**5% compounded growth**

<sup>2</sup> May not equal sum of individual colleges due to rounding

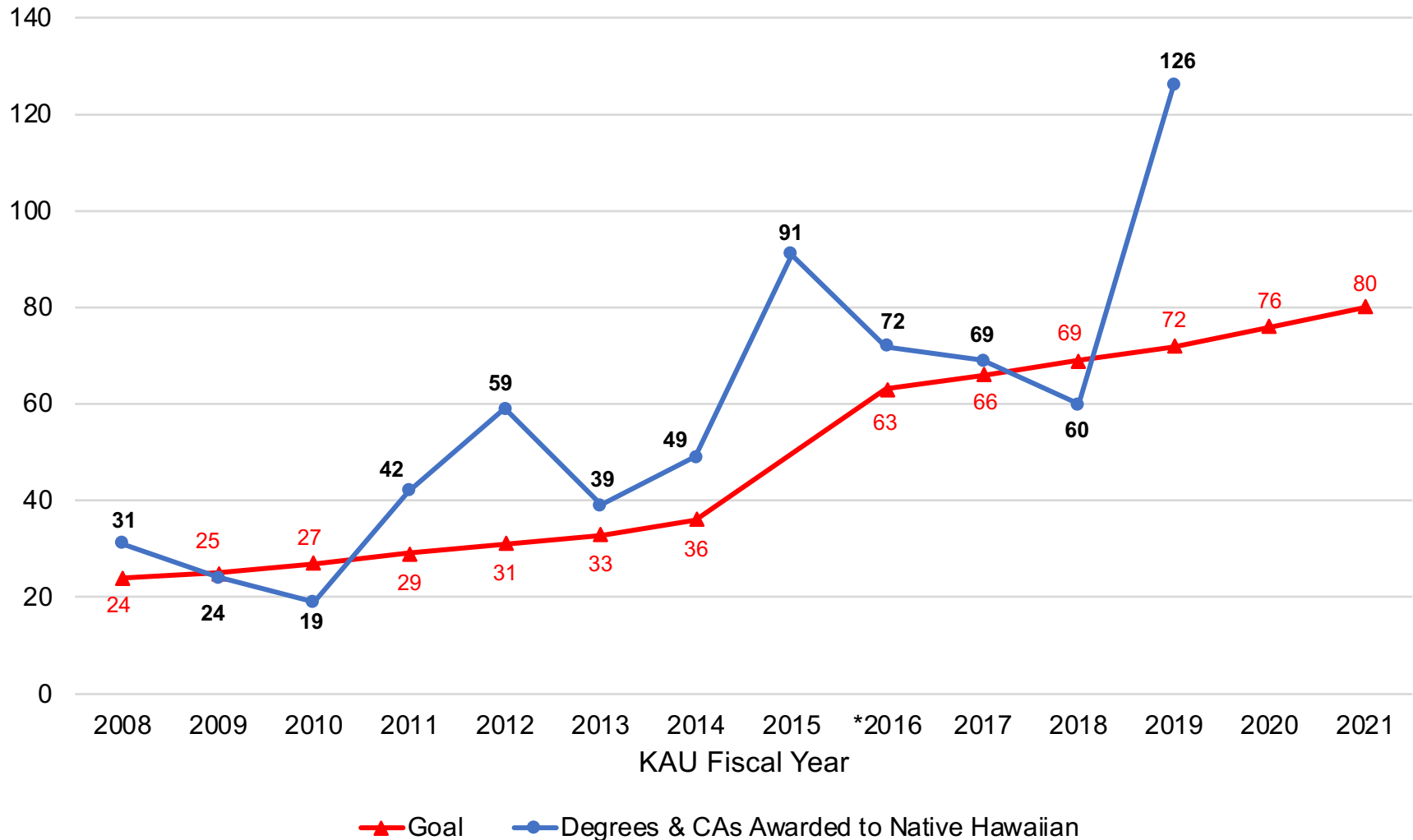
\*Did not achieve target.

# Native Hawaiian Degrees and Certificates



\*Goal reset in FY 2016.

# Native Hawaiian Degrees and Certificates



\*Goal reset in FY 2016.

## UHCC System Measure

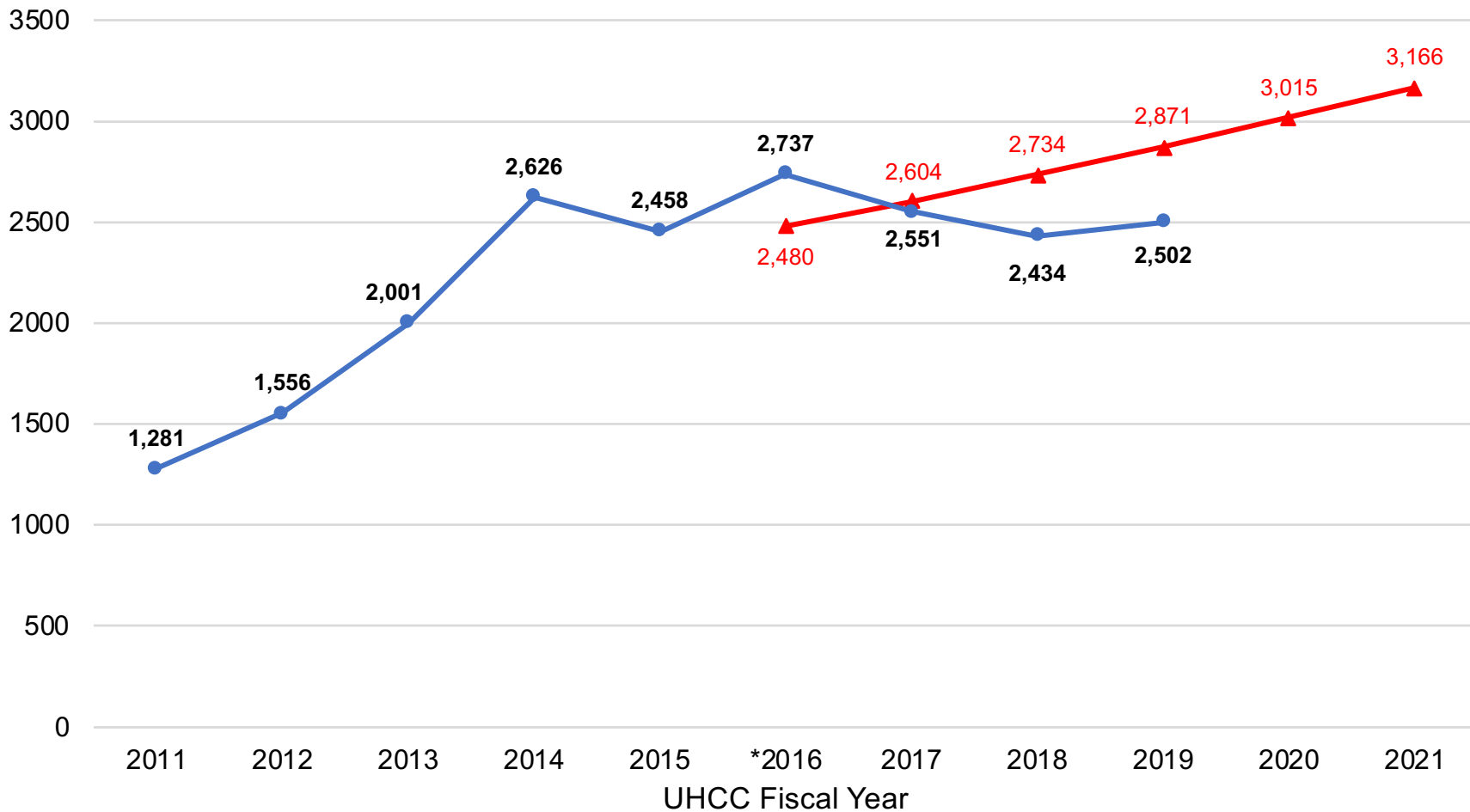
	FY Base <sup>1</sup>	Actual				Goal		
		2016	2017	2018	2019	2019	2020	2021
HAW	236	270	233	272	<b>*257</b>	287	301	316
HON	164	238	225	197	225	200	210	221
KAP	191	191	186	163	<b>*172</b>	233	245	257
KAU	60	72	69	60	126	72	76	80
LEE	228	259	264	280	<b>*254</b>	277	291	306
MAU	160	160	174	154	201	194	204	214
WIN	126	142	131	145	<b>*150</b>	153	161	169
UHCC <sup>2</sup>	1,165	1,332	1,282	1,272	<b>*1,385</b>	1,414	1,485	1,559

<sup>1</sup> Baseline (Average of FY13, FY14, and FY15)

5% compounded growth

<sup>2</sup> May not equal sum of individual colleges due to rounding

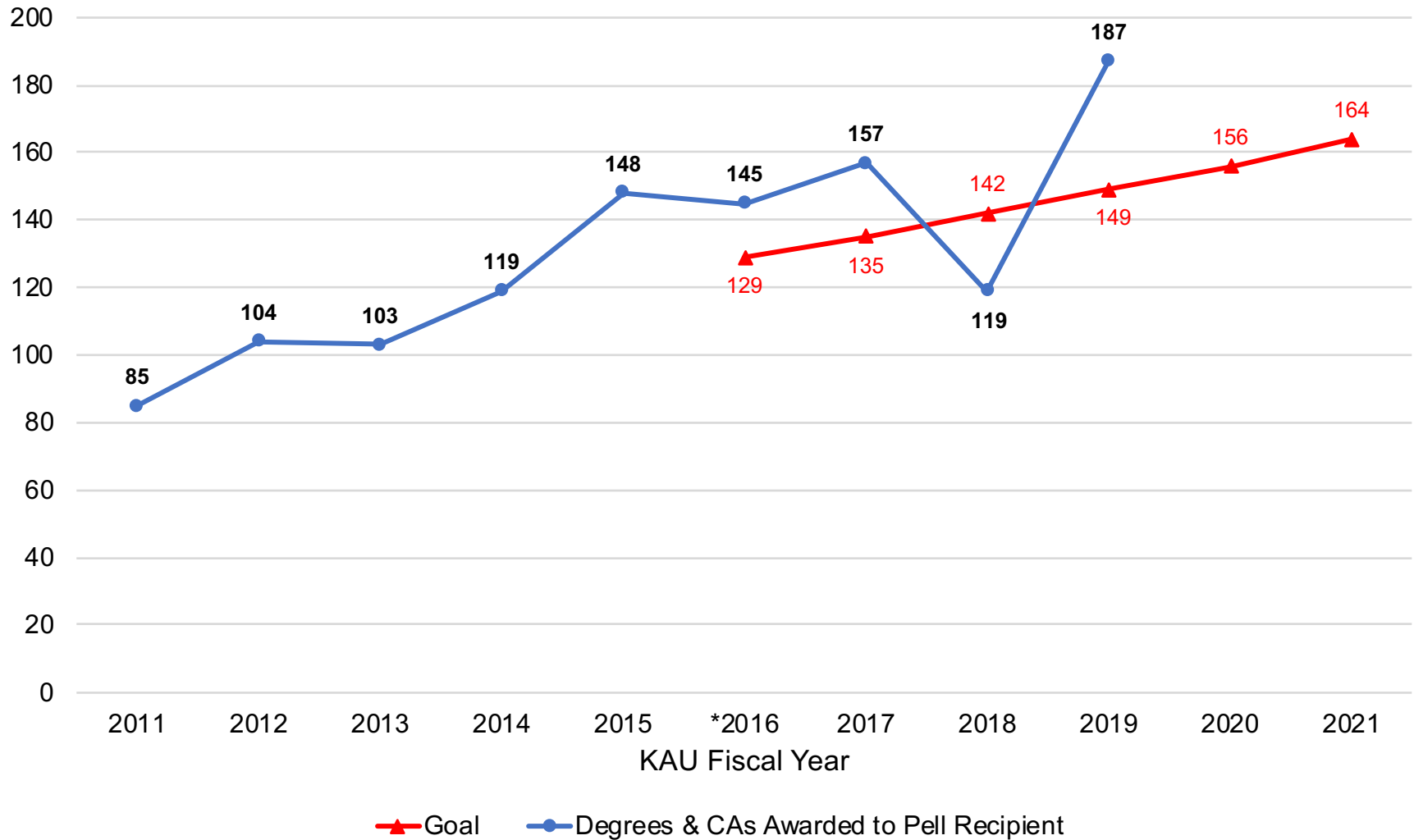
\*Did not achieve target.



▲ Goal    ● Degrees & CAs Awarded to Pell Recipient

\*Goal reset in FY 2016.





\*Goal reset in FY 2016.

## UHCC System Measure

	FY Base <sup>1</sup>	Actual				Goal		
		2016	2017	2018	2019	2019	2020	2021
HAW	418	477	356	374	<b>*356</b>	508	533	560
HON	269	417	377	322	350	327	343	360
KAP	556	580	547	519	<b>*488</b>	676	710	746
KAU	123	145	157	119	187	149	156	164
LEE	455	518	527	557	<b>*529</b>	553	581	610
MAU	370	399	397	357	<b>*390</b>	449	471	495
WIN	171	201	190	186	<b>*202</b>	208	218	229
UHCC <sup>2</sup>	2,362	2,737	2,551	2,434	<b>*2,502</b>	2,871	3,015	3,166

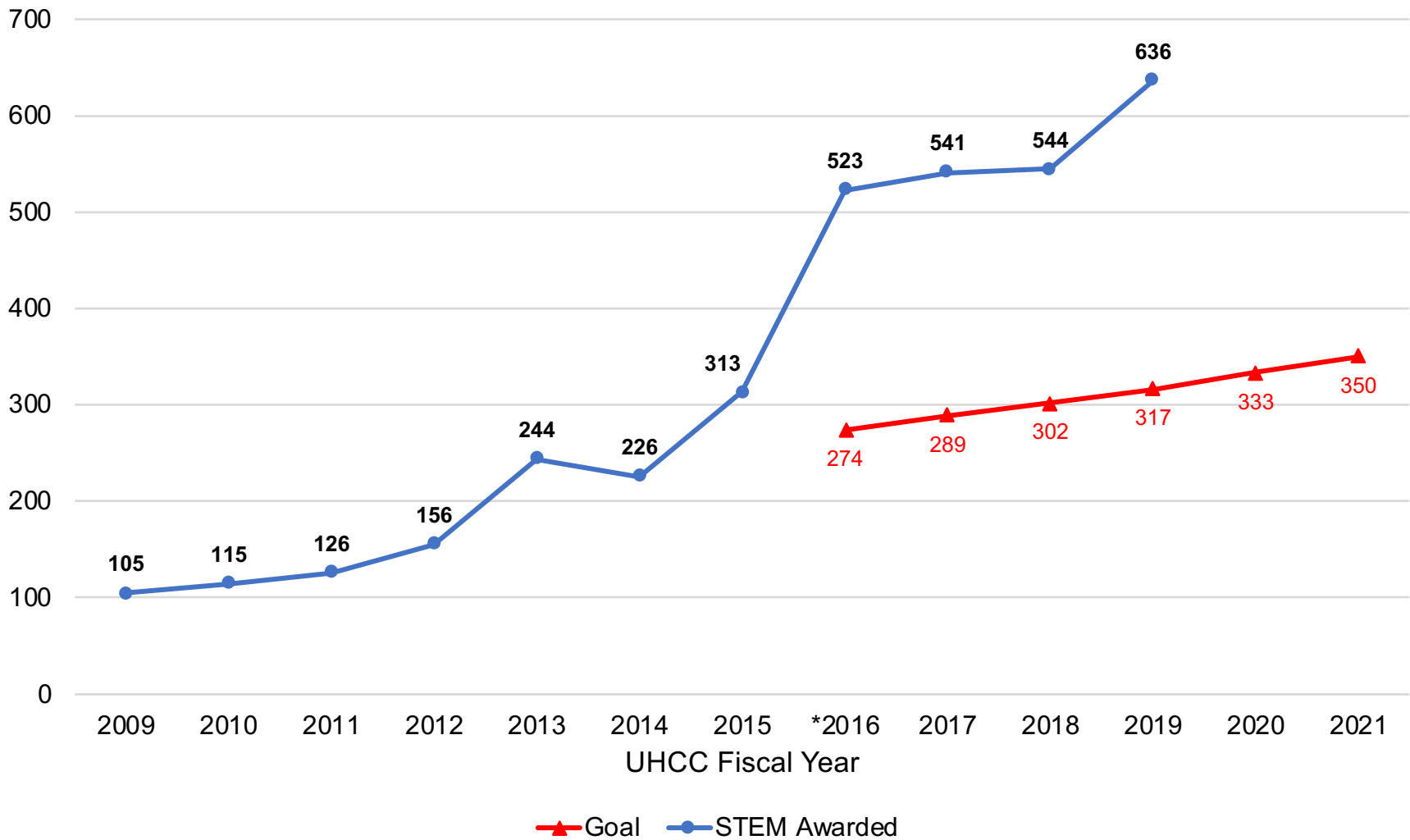
<sup>1</sup> Baseline (Average of FY13, FY14, and FY15)

**5% compounded growth**

<sup>2</sup> May not equal sum of individual colleges due to rounding

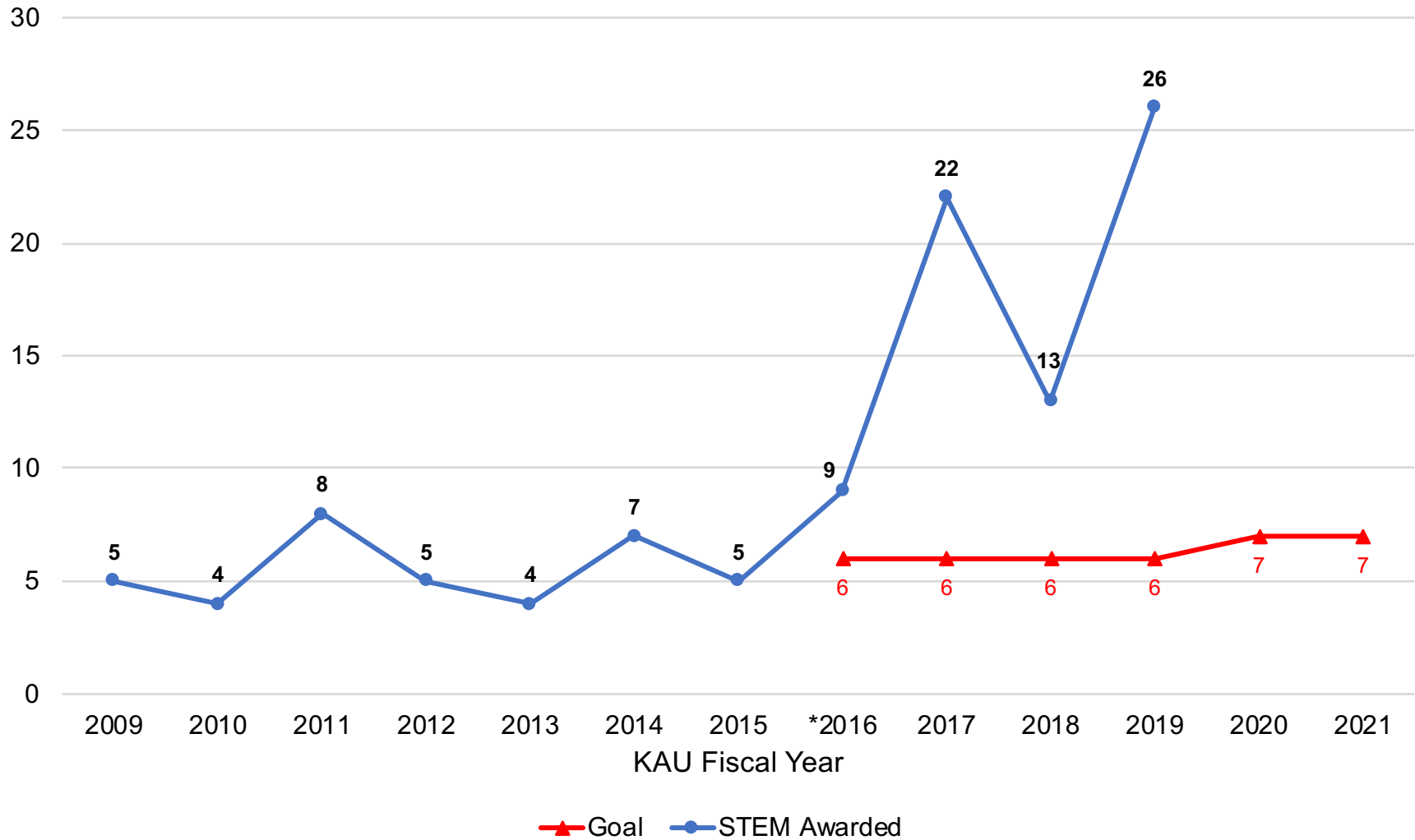
\*Did not achieve target.

# STEM Degrees and Certificates Earned at CC



\*Goal reset in FY 2016.

# STEM Degrees and Certificates Earned at CC



\*Goal reset in FY 2016.

## UH System Measure

	FY Base <sup>1</sup>	Actual				Goal		
		2016	2017	2018	2019	2019	2020	2021
HAW	19	36	40	30	55	23	24	25
HON	65	162	132	140	146	79	83	87
KAP	92	127	155	125	145	112	117	123
KAU	5	9	22	13	26	6	7	7
LEE	38	133	128	162	199	46	48	50
MAU	22	33	35	31	35	27	29	30
WIN	20	23	29	43	30	24	25	26
UHCC <sup>2</sup>	261	523	541	544	636	317	333	348

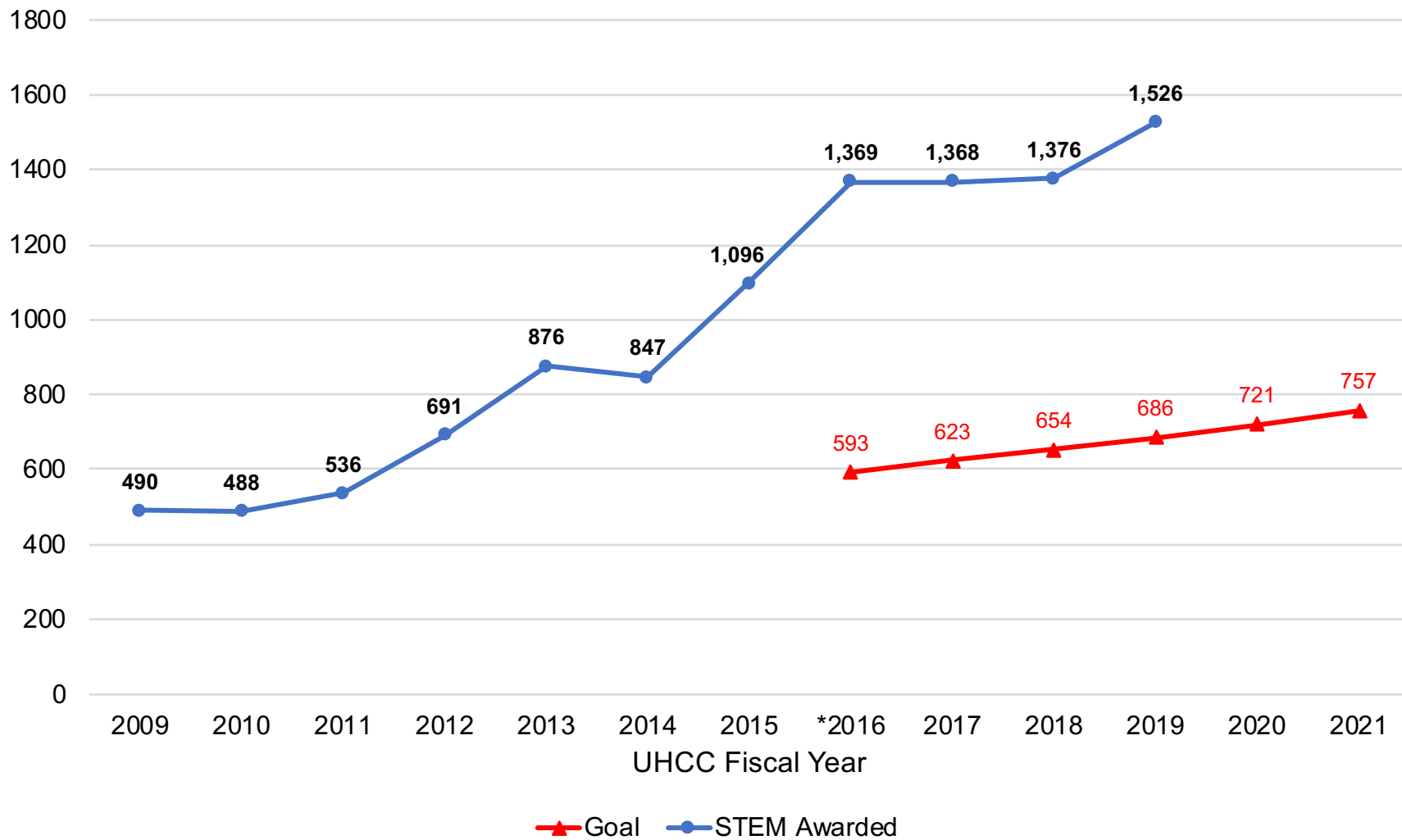
<sup>1</sup> Baseline (Average of FY13, FY14, and FY15)

**5% compounded growth**

<sup>2</sup> May not equal sum of individual colleges due to rounding

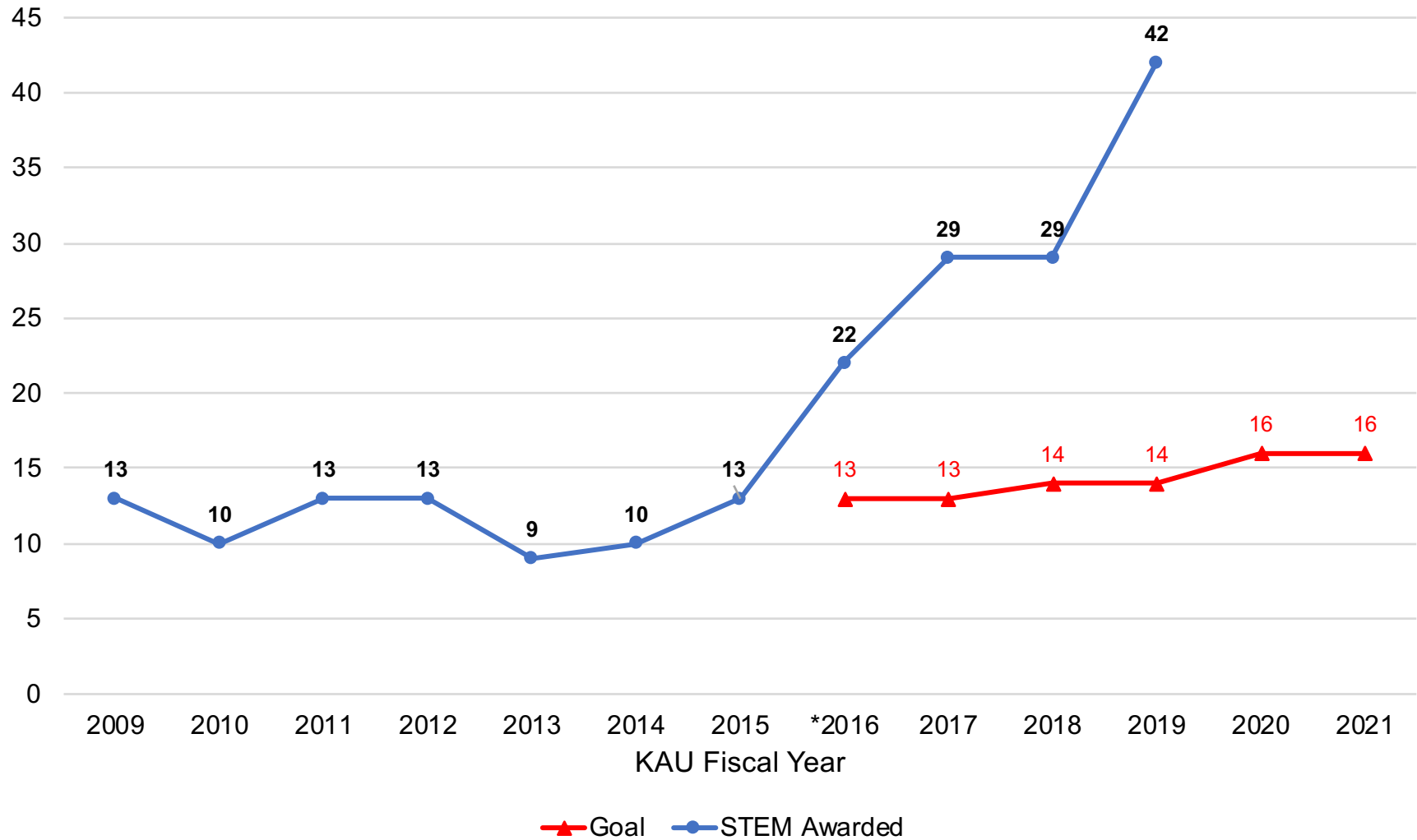
\*Did not achieve target.

## Total STEM (CC STEM + 4-Yr STEM by Former CC)



\*Goal reset in FY 2016.

## Total STEM (CC STEM + 4-Yr STEM by Former CC)



\*Goal reset in FY 2016.

# UHCC Outcomes (CC STEM + 4-Yr STEM by Former CC)

## Total STEM

### UHCC System Measure

	FY Base <sup>1</sup>	Actual				Goal		
		2016	2017	2018	2019	2019	2020	2021
HAW	42	84	80	70	107	51	53	56
HON	110	240	225	232	258	133	140	147
KAP	196	459	459	417	468	238	249	262
KAU	12	22	29	29	42	14	16	16
LEE	115	337	339	375	424	140	146	153
MAU	46	92	94	84	80	56	59	62
WIN	43	135	142	169	158	52	54	57
UHCC <sup>2</sup>	564	1,369	1,368	1,376	1,537	686	721	757

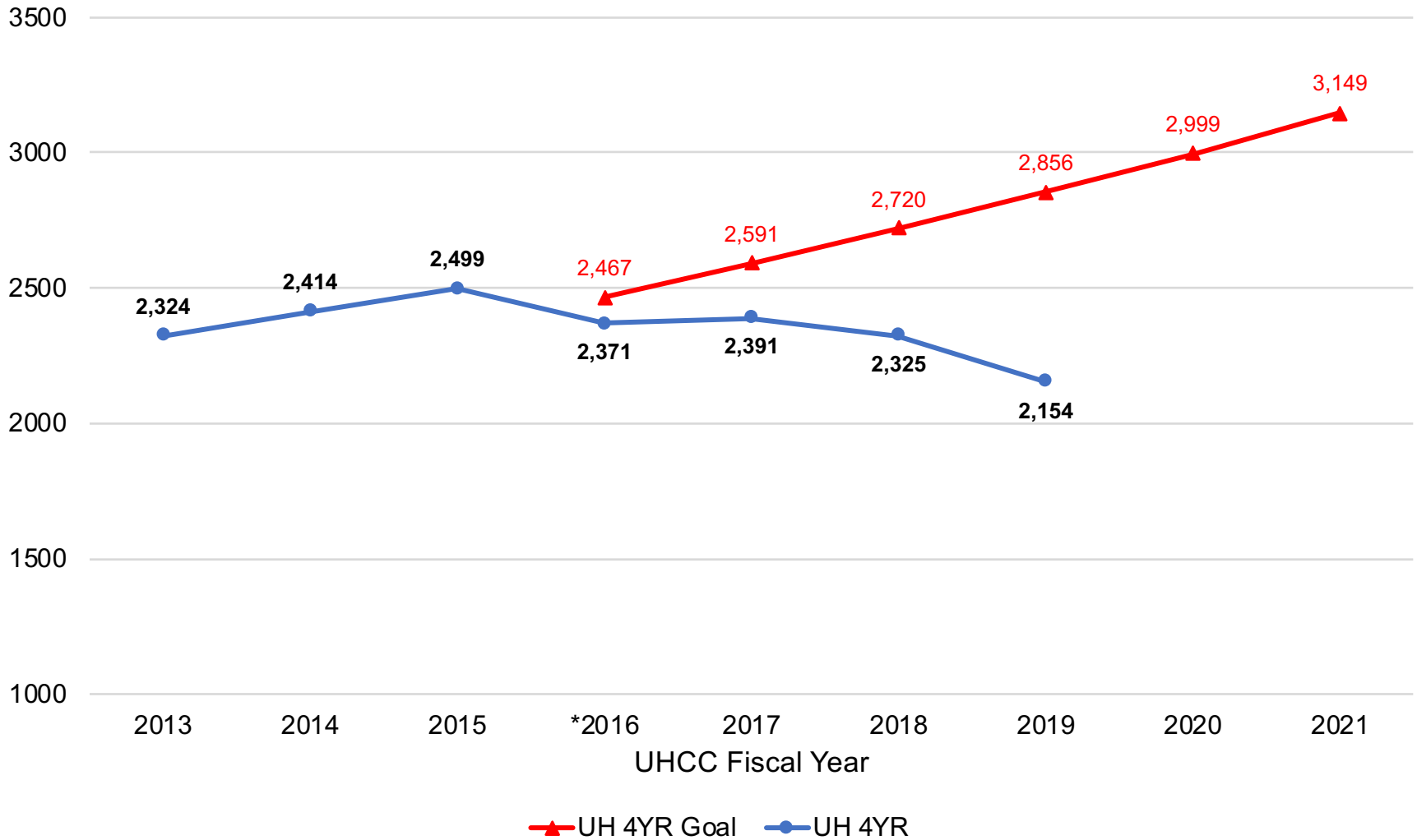
<sup>1</sup> Baseline (Average of FY13, FY14, and FY15)

<sup>2</sup> May not equal sum of individual colleges due to rounding

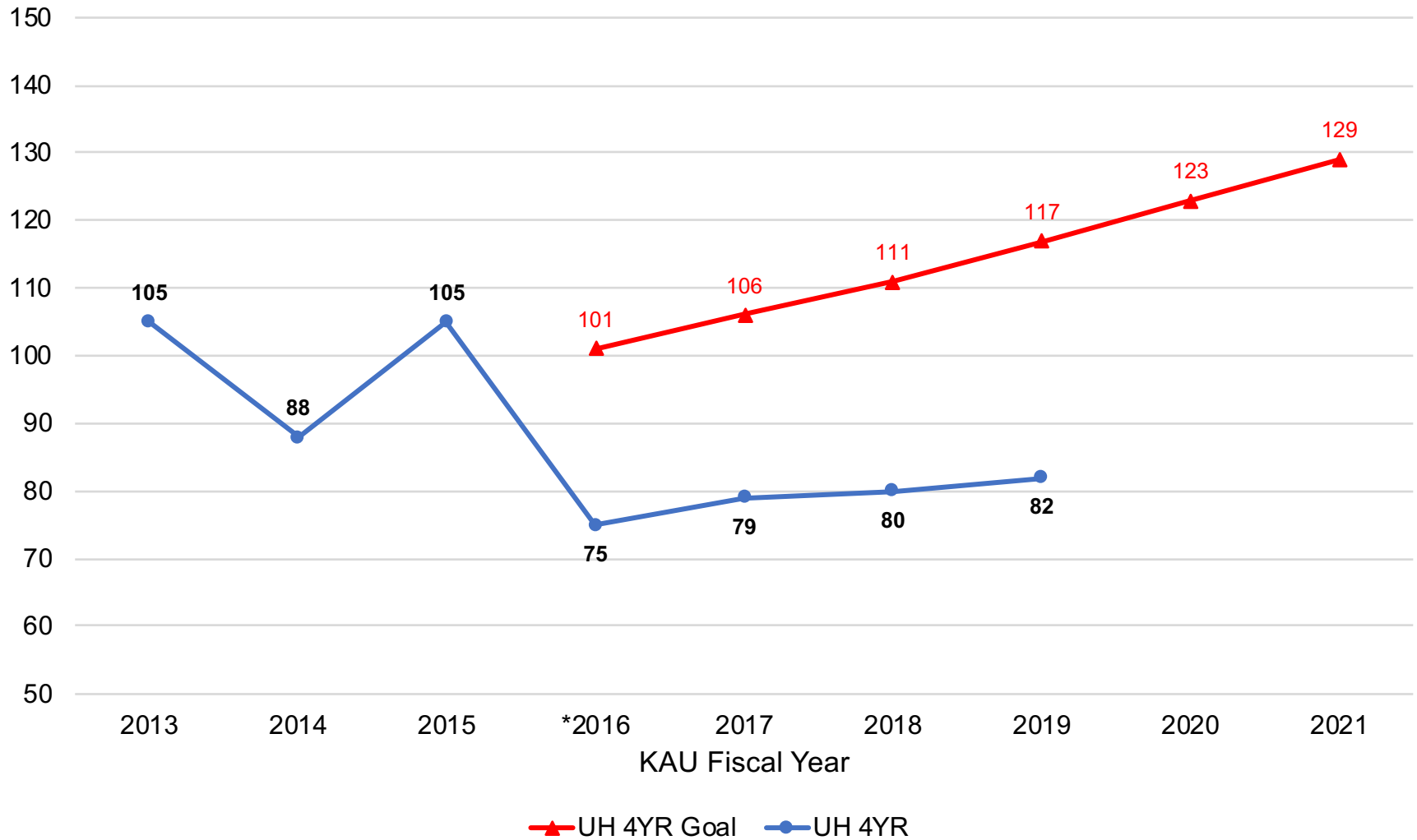
\*Did not achieve target.

**5% compounded growth**





\*Goal reset in FY 2016.



\*Goal reset in FY 2016.

## UH System Measure

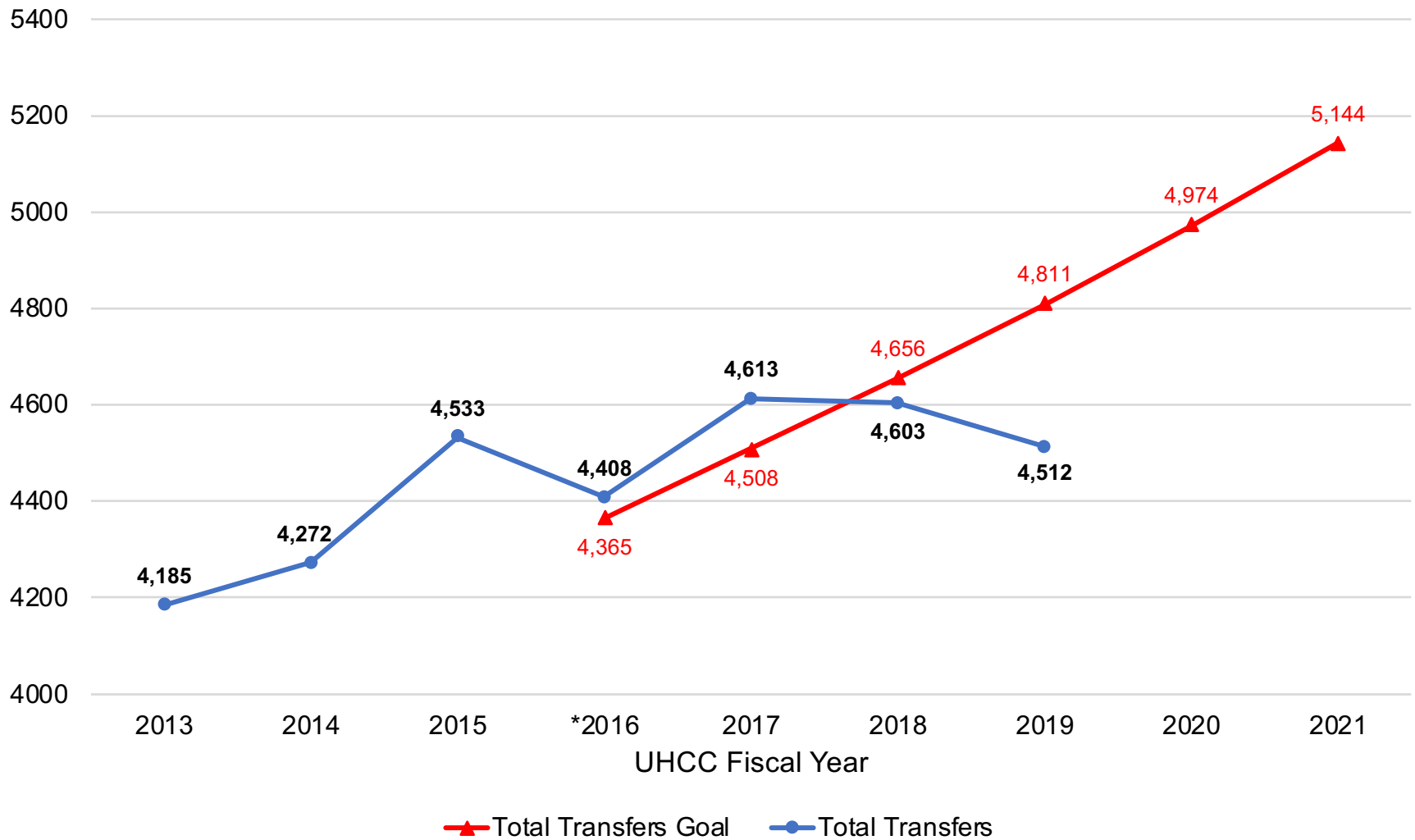
	FY Base <sup>1</sup>	Actual				Goal		
		2016	2017	2018	2019	2019	2020	2021
HAW	303	273	289	270	<b>*228</b>	358	376	394
HON	288	278	301	280	<b>*299</b>	340	357	375
KAP	862	815	897	843	<b>*764</b>	1,018	1,068	1,122
KAU	99	75	79	80	<b>*82</b>	117	123	129
LEE	702	792	698	726	<b>*681</b>	829	870	914
MAU	274	256	296	296	<b>*232</b>	323	339	356
WIN	251	246	244	236	<b>*247</b>	296	311	327
UHCC <sup>2</sup>	2,419	2,372	2,391	2,325	<b>*2,154</b>	2,856	2,999	3,149

<sup>1</sup> Baseline (Average of FY13, FY14, and FY15)

**5% compounded growth**

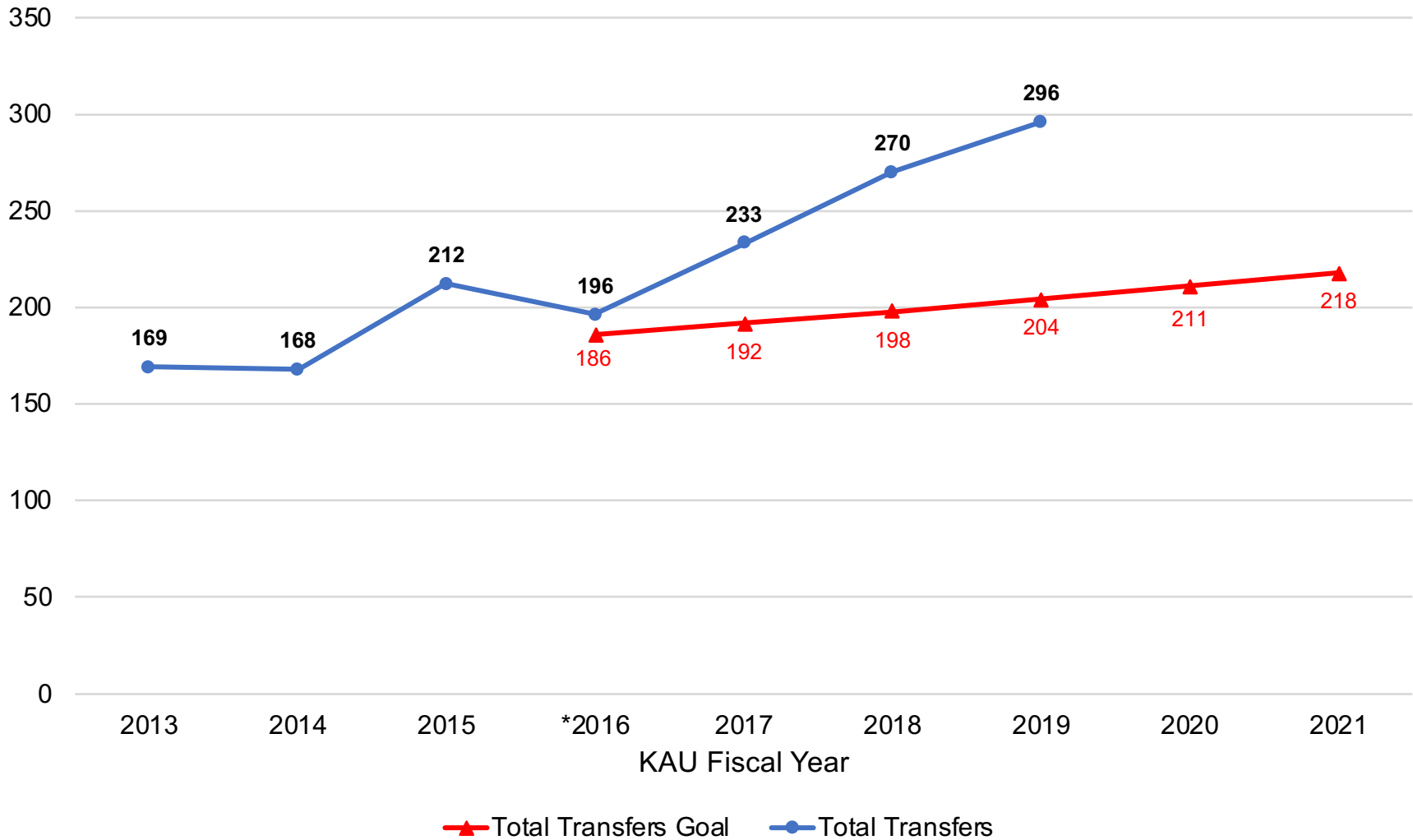
<sup>2</sup> May not equal sum of individual colleges due to rounding and students with more than one prior UHCC home campus

\*Did not achieve target.



\*Goal reset in FY 2016.

# CC Transfers to All Baccalaureate Institutions



\*Goal reset in FY 2016.

## UHCC System Measure

	FY Base <sup>1</sup>	Actual				Goal		
		2016	2017	2018	2019	2019	2020	2021
HAW	398	401	449	463	<b>*424</b>	457	476	495
HON	518	515	582	530	<b>*549</b>	579	599	619
KAP	1,327	1,272	1,350	1,304	<b>*1,234</b>	1,502	1,558	1,616
KAU	183	196	233	270	296	204	211	218
LEE	1,296	1,410	1,349	1,348	<b>*1,339</b>	1,447	1,494	1,545
MAU	531	539	615	657	630	591	610	630
WIN	442	464	478	468	<b>*452</b>	495	512	530
UHCC <sup>2</sup>	4,328	4,408	4,613	4,603	<b>*4,512</b>	4,811	4,974	5,144

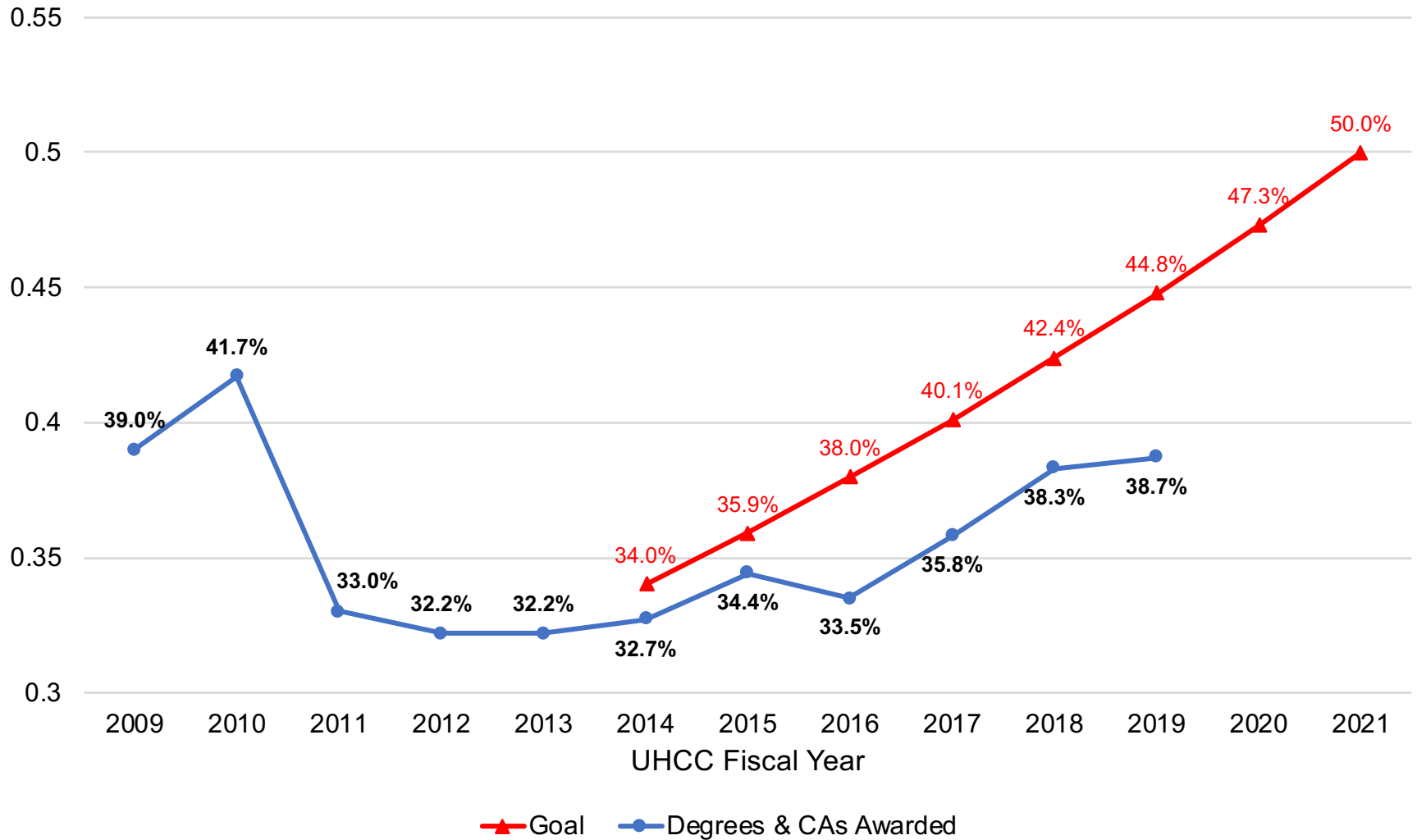
<sup>1</sup> Baseline (Average of FY13, FY14, and FY15)

**5% compounded growth**

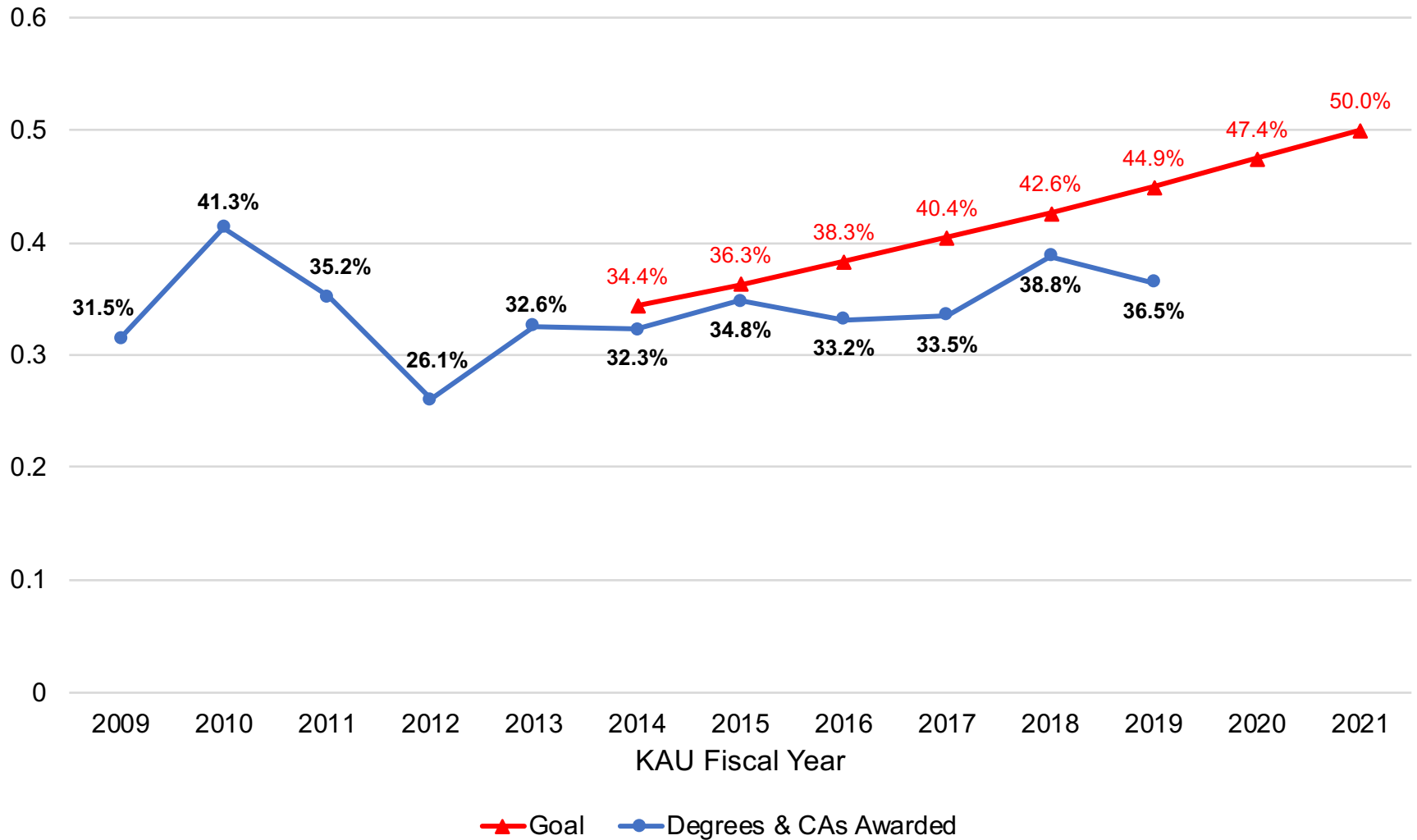
<sup>2</sup> May not equal sum of individual colleges due to rounding and students with more than one prior UHCC home campus

\*Did not achieve target.

# IPEDS Success Rate First-Time Full-Time Students



# IPEDS Success Rate First-Time Full-Time Students





# IPEDS Success Rate First-Time Full-Time Students

- Percent fall first-time, full-time, degree-seeking students completing a Degree or CA and/or transferring to an external institution within three years (150%)
- Goal to reach 50% by 2021

	FY Base %	Actual %					Goal %		
		2015	2016	2017	2018	2019	2019	2020	2021
HAW	31.6	31.9	27.4	31.4	36.2	37.7	44.6	47.2	50
HON	34.2	39.2	36.2	37.2	31.3	44.7	45.5	47.7	50
KAP	38.5	37.8	36.6	38.0	41.7	38.6	46.8	48.4	50
KAU	32.6	34.8	33.2	33.5	38.8	36.5	44.9	47.4	50
LEE	30.9	34.4	32.8	36.2	35.7	37.0	44.3	47.1	50
MAU	27.0	29.8	31.8	34.8	42.8	37.3	42.9	46.3	50
WIN	30.4	32.6	35.3	34.7	42.1	42.0	44.2	47.0	50

Integrated Postsecondary Education Data System (IPEDS)

\*Did not achieve target.

**2019 Actual based on Fall 2016 IPEDS FT Cohort**  
Cohort size: HAW, 356; HON, 351; KAP, 792; KAU, 170; LEE, 832; MAU, 383; WIN, 254; UHCC, 3,138

**UHCC Funding**

<b>Measure</b>	<b>Base</b>	<b>Target</b>	<b>Actual</b>	<b>%</b>	<b>Weight</b>	<b>Amount</b>
Degrees & Certificates	228	277	343	100	35	\$80,030
Native Hawaiian Degrees & Certificates	60	72	126	100	10	\$22,866
STEM Degrees & Certificates (Include 4 Year Degrees)	12	15	42	100	10	\$22,866
Pell Grant Recipient Degrees & Certificates	123	149	187	100	10	\$22,866
Transfers to 4 Year (UH & Non UH)	183	204	296	100	35	\$80,029
<b>Total Allocation</b>						<b>\$228,657</b>
<b>Unearned</b>						<b>\$0</b>

% = (Actual – Base) / (Target – Base) x 100  
Maximum 100% and Minimum 0%

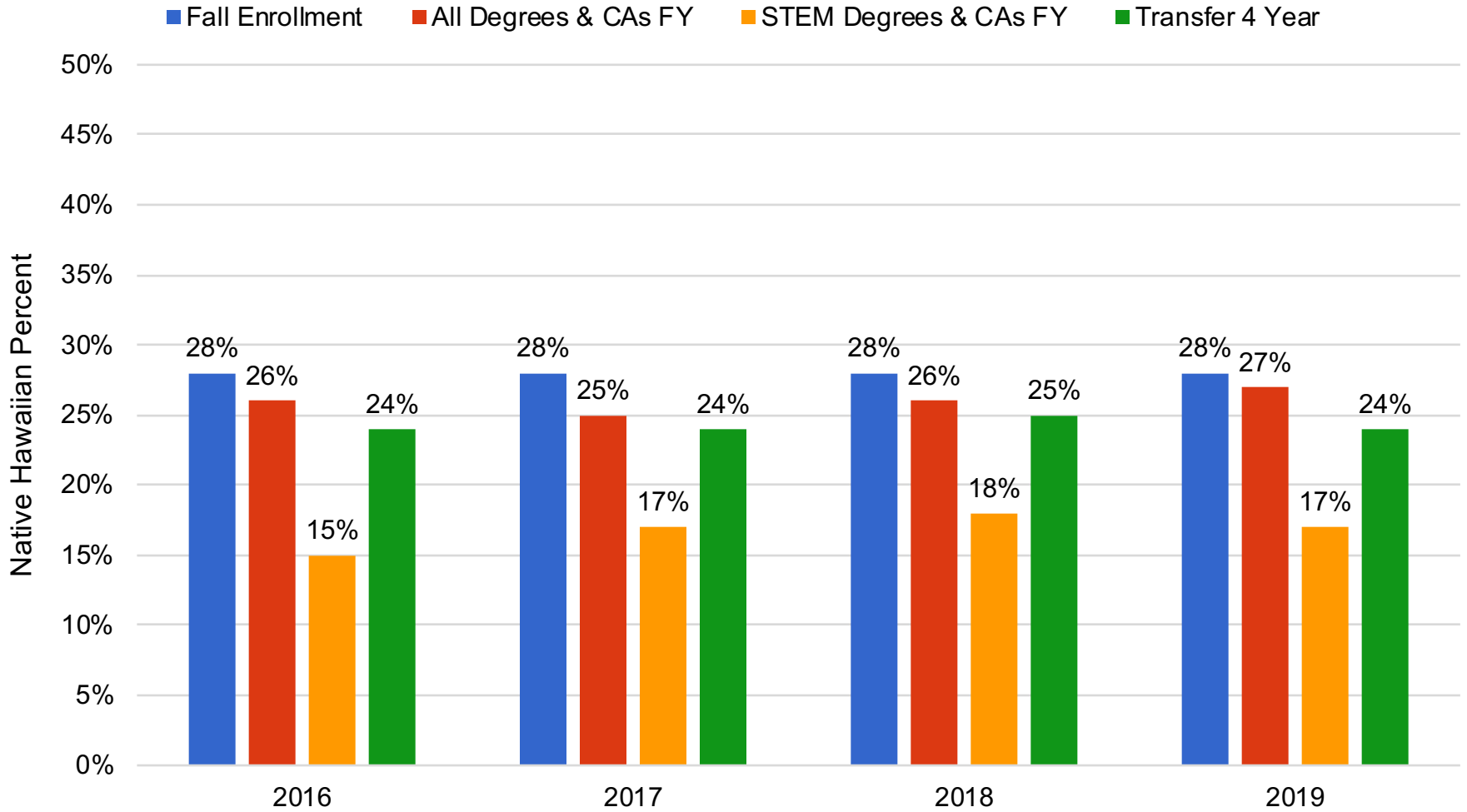
## UH Funding

Measure	Base	Target	Actual	%	Weight	Amount
Degrees & Certificates	228	277	343	100	30	\$50,610
Native Hawaiian Degrees & Certificates	60	72	126	100	10	\$16,870
STEM Degrees & Certificates (UHCC Only)	5	6	26	100	10	\$16,870
Pell Grant Recipient Degrees & Certificates	123	149	187	100	10	\$16,870
Transfers to 4 Year (UH Only)	99	117	82	0	10	\$0
IPEDS Success Rate	32.6%	44.9%	36.5%	31.7	30	\$16,048
<b>Total Allocation</b>						<b>\$117,268</b>
<b>Unearned</b>						<b>\$51,431</b>

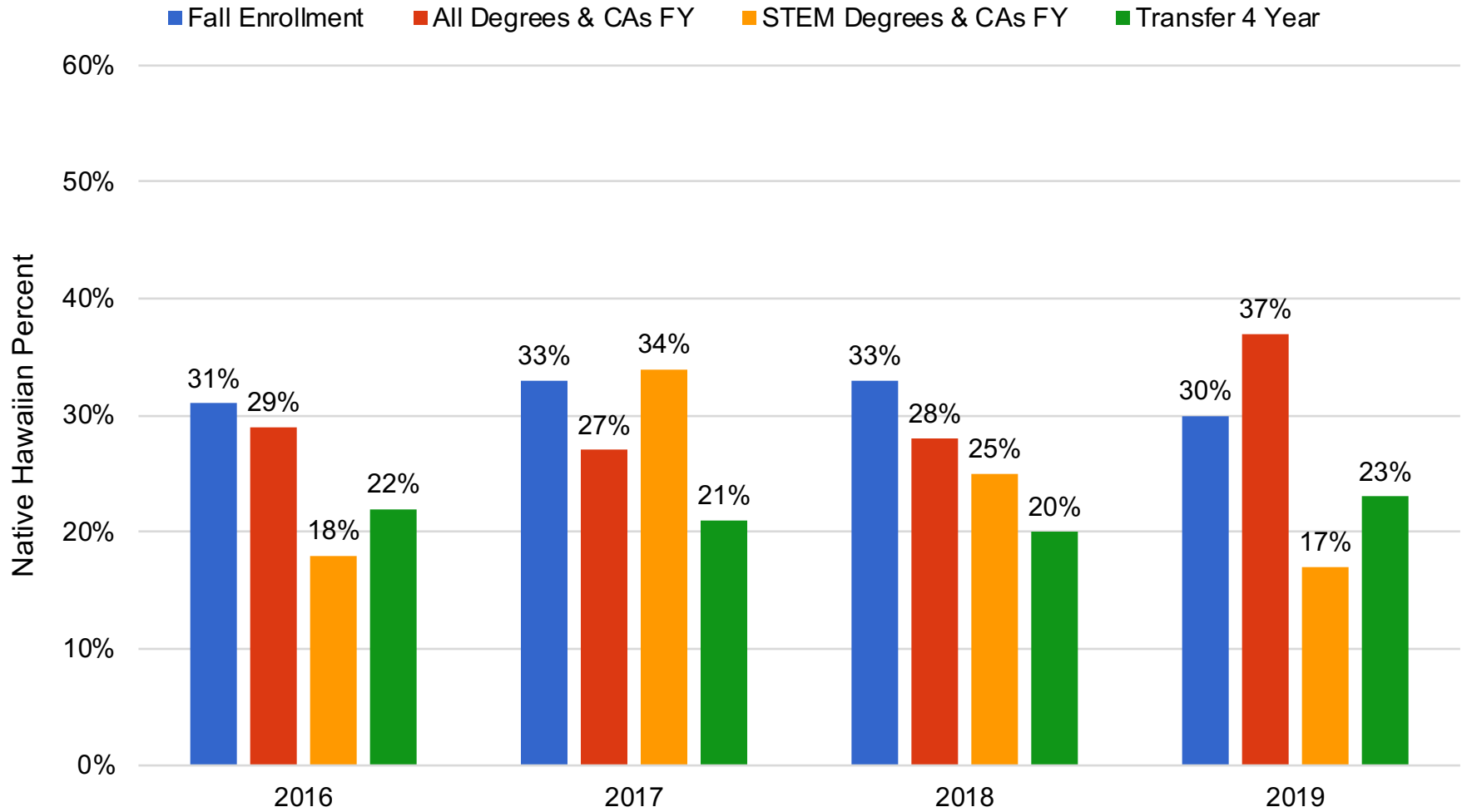
<sup>1</sup> IPEDS Success Rate based on February interim counts

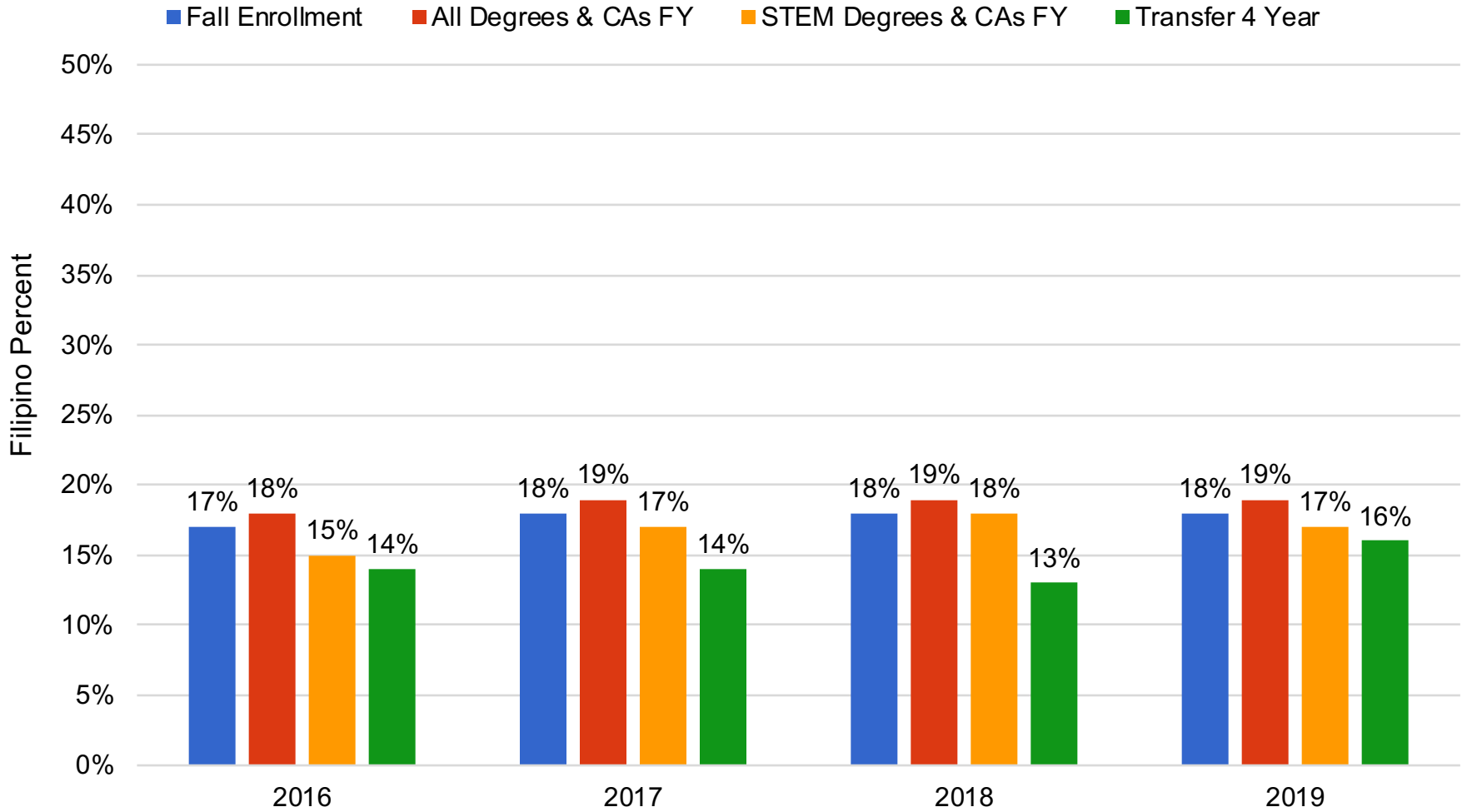
% = (Actual – Base) / (Target – Base) x 100  
Maximum 100% and Minimum 0%

# Closing Native Hawaiian Success Gaps

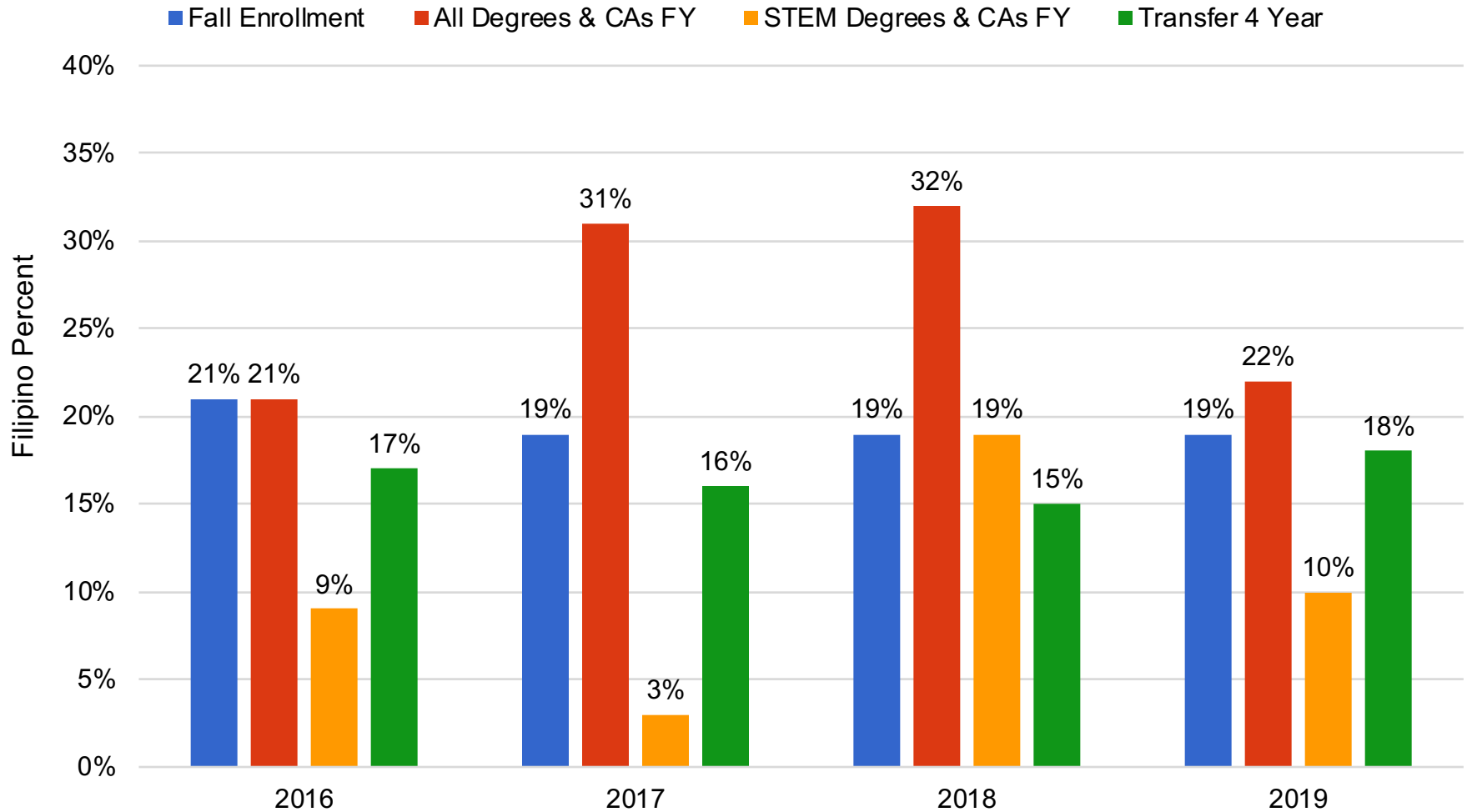


# Closing Native Hawaiian Success Gaps

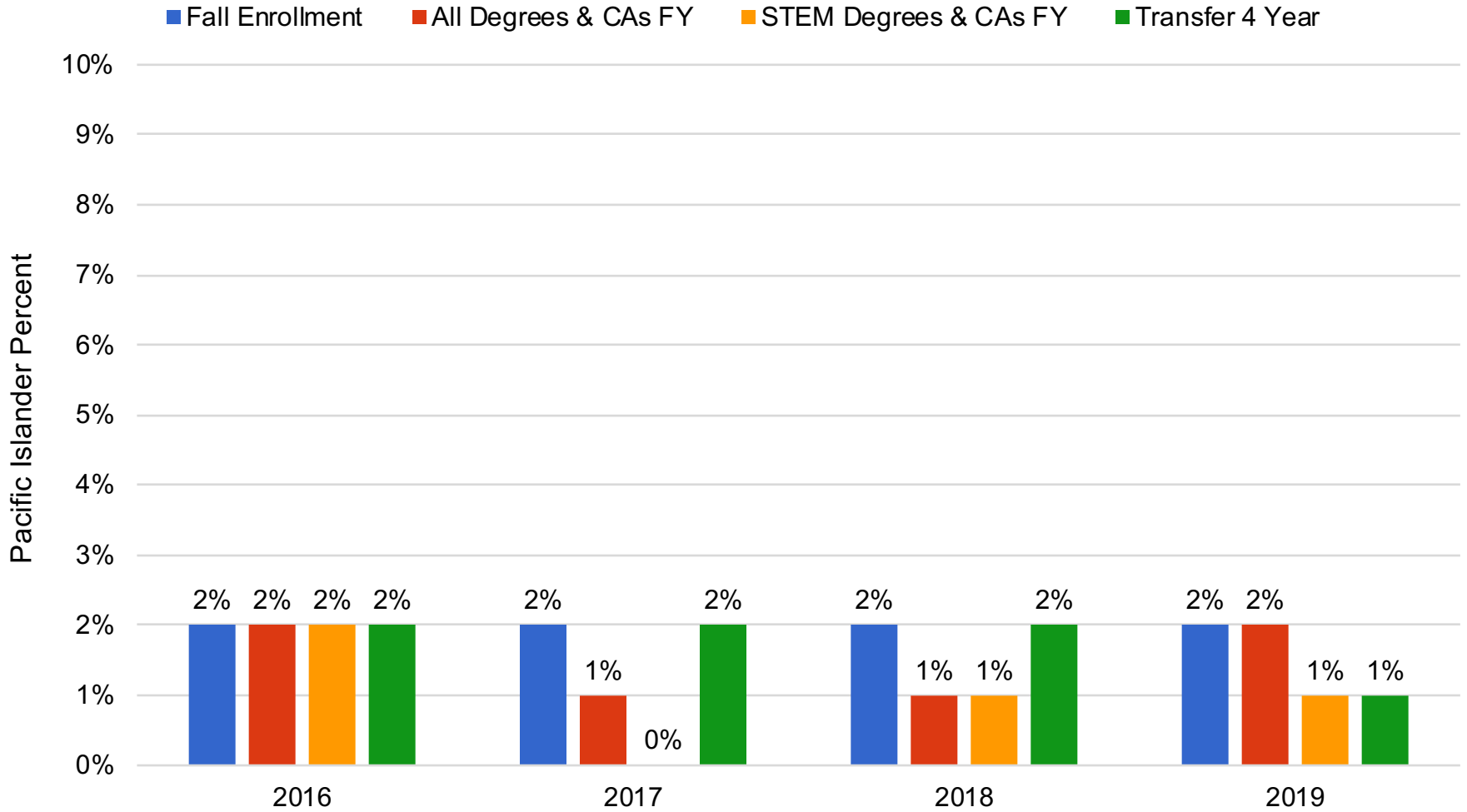




# Closing Filipino Success Gaps

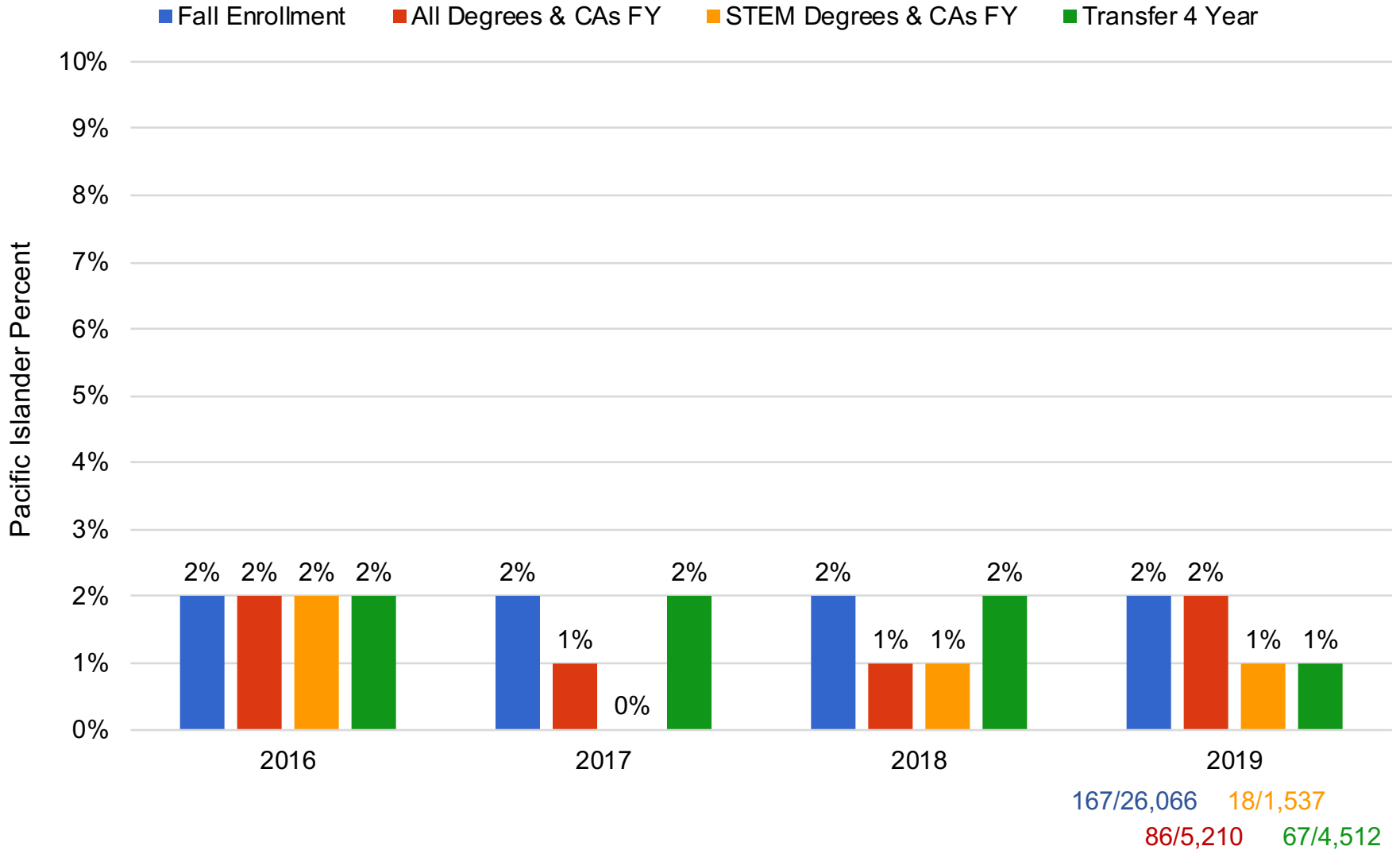


# Closing Pacific Islander Success Gaps

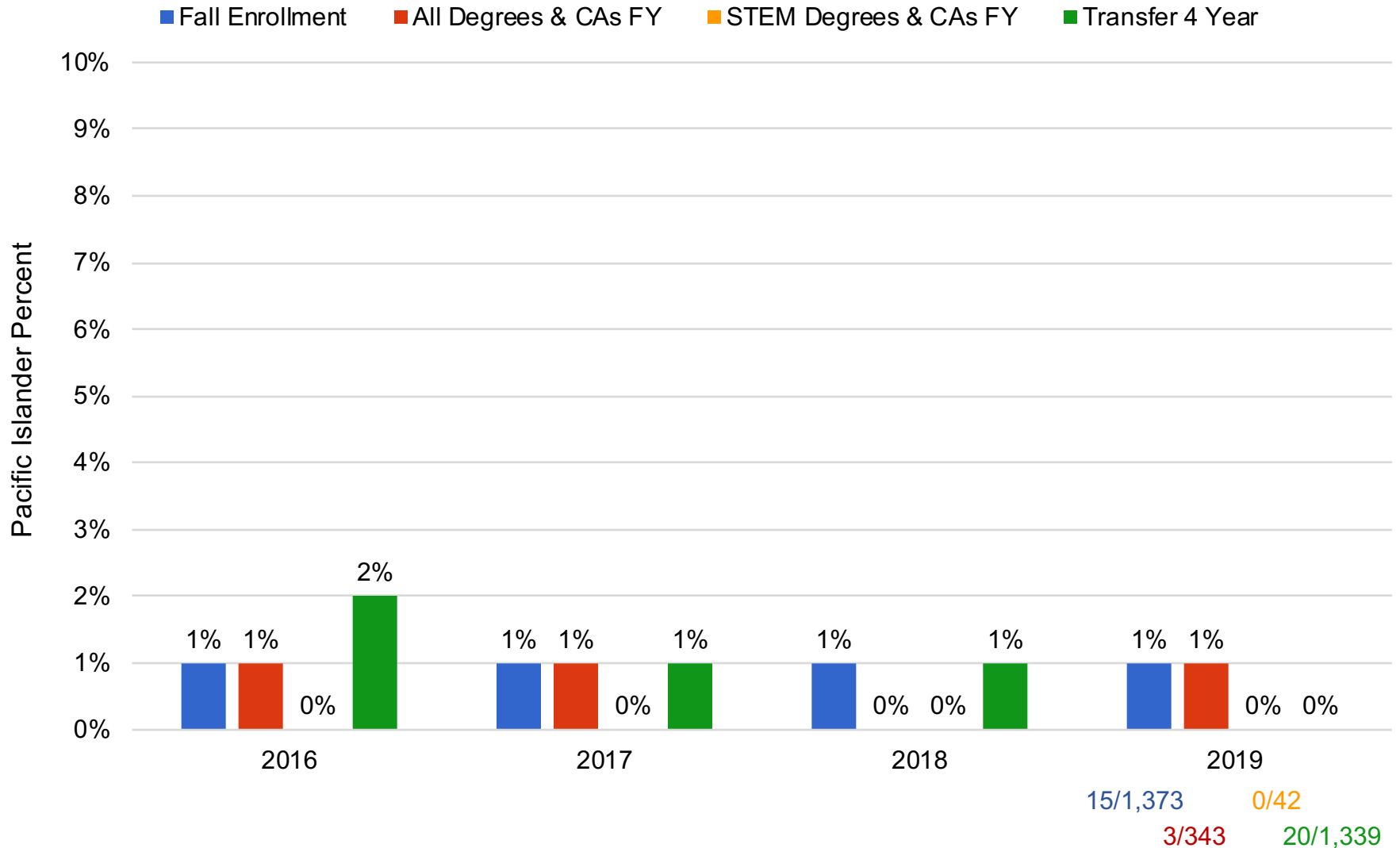




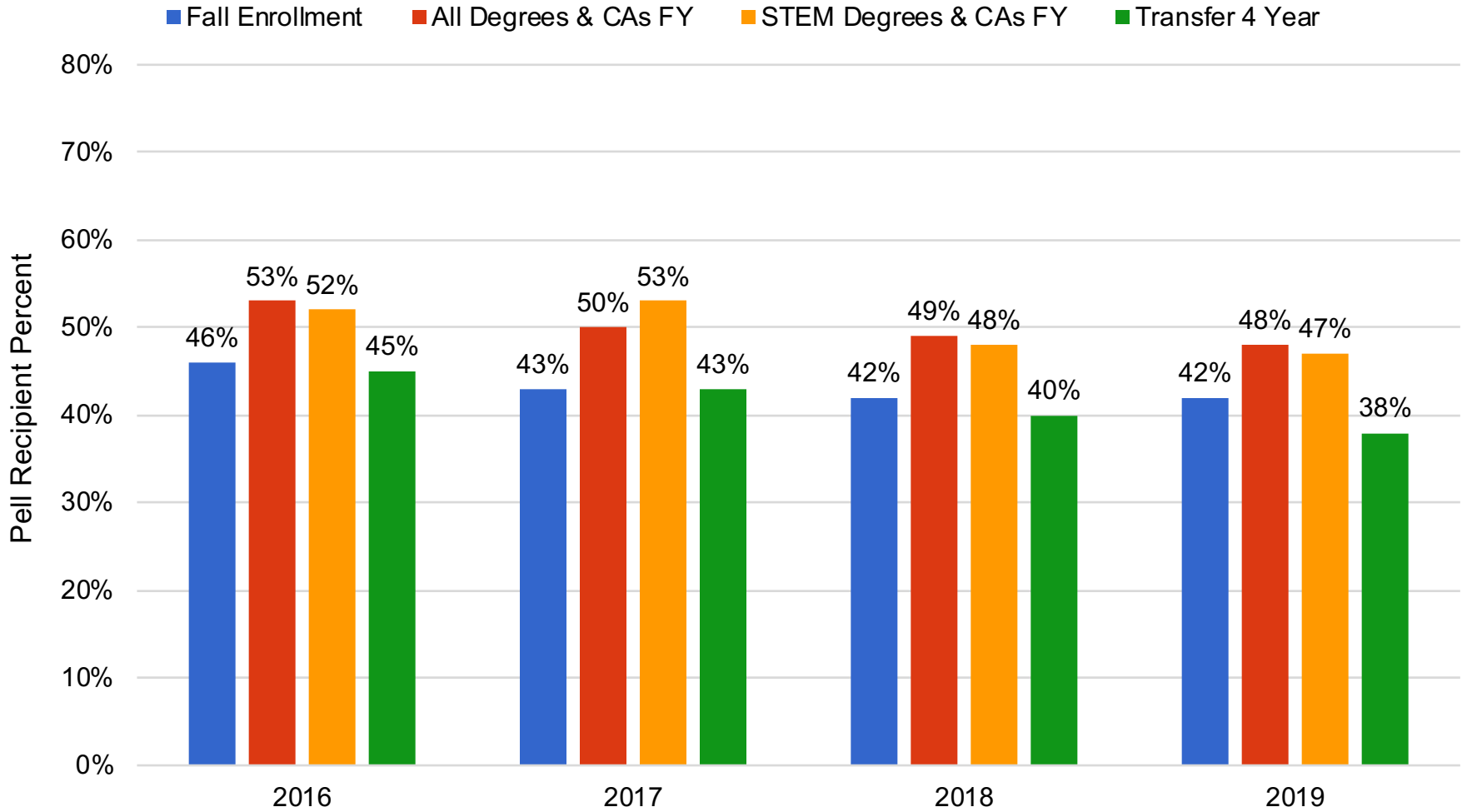
# Closing Pacific Islander Success Gaps



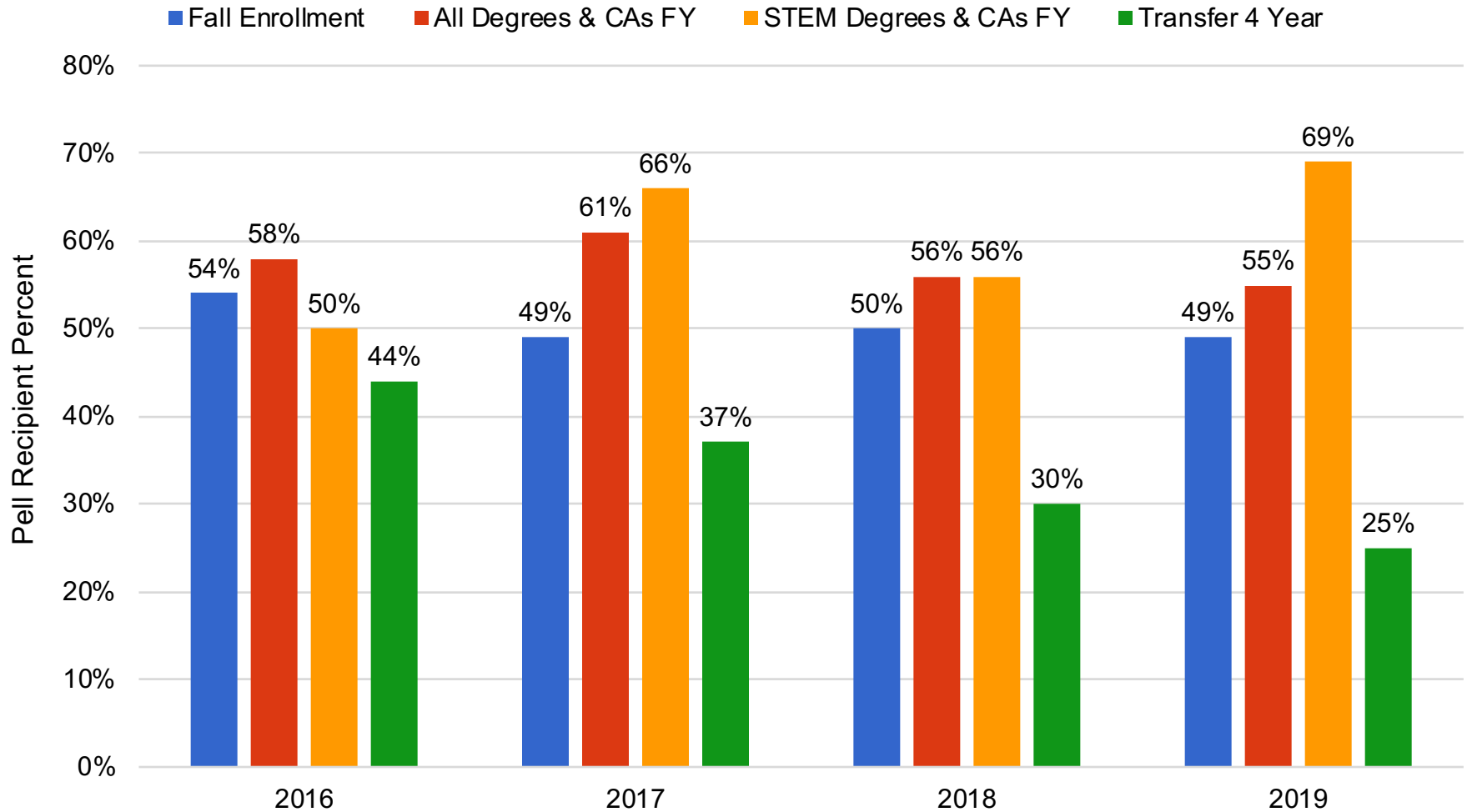
# Closing Pacific Islander Success Gaps



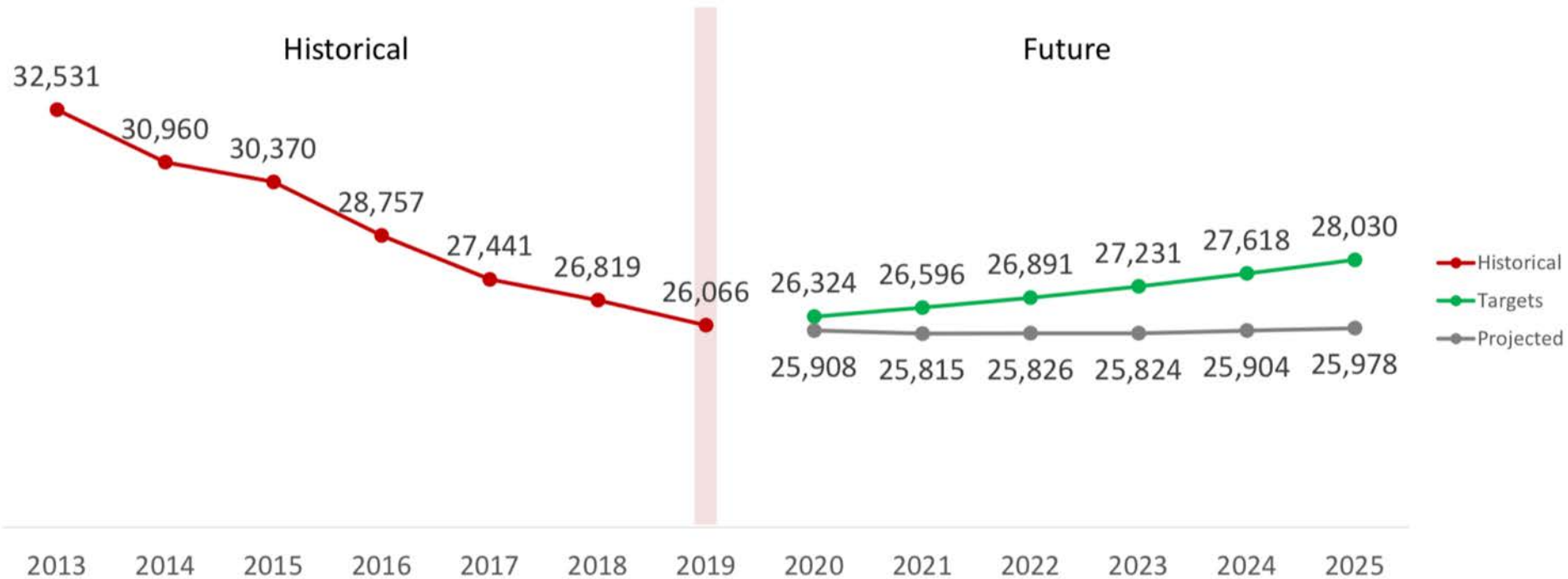
# Closing Pell Recipient Success Gaps



# Closing Pell Recipient Success Gaps



# Enrollment Planning



## Pres/VPCC Goal:

- **28K in 6 years**
- +1,964 over Fall 2019 (7.5%)
- 1.3% average increase per year

# Innovation Funds, 2019-20

## Hawai'i Student Success Institute Online Education

### *First Year Success*

- Math and English Redesign
- Student Success
- Achieving the Dream
- Faculty Guild (professional development)

### *Priority Student Populations*

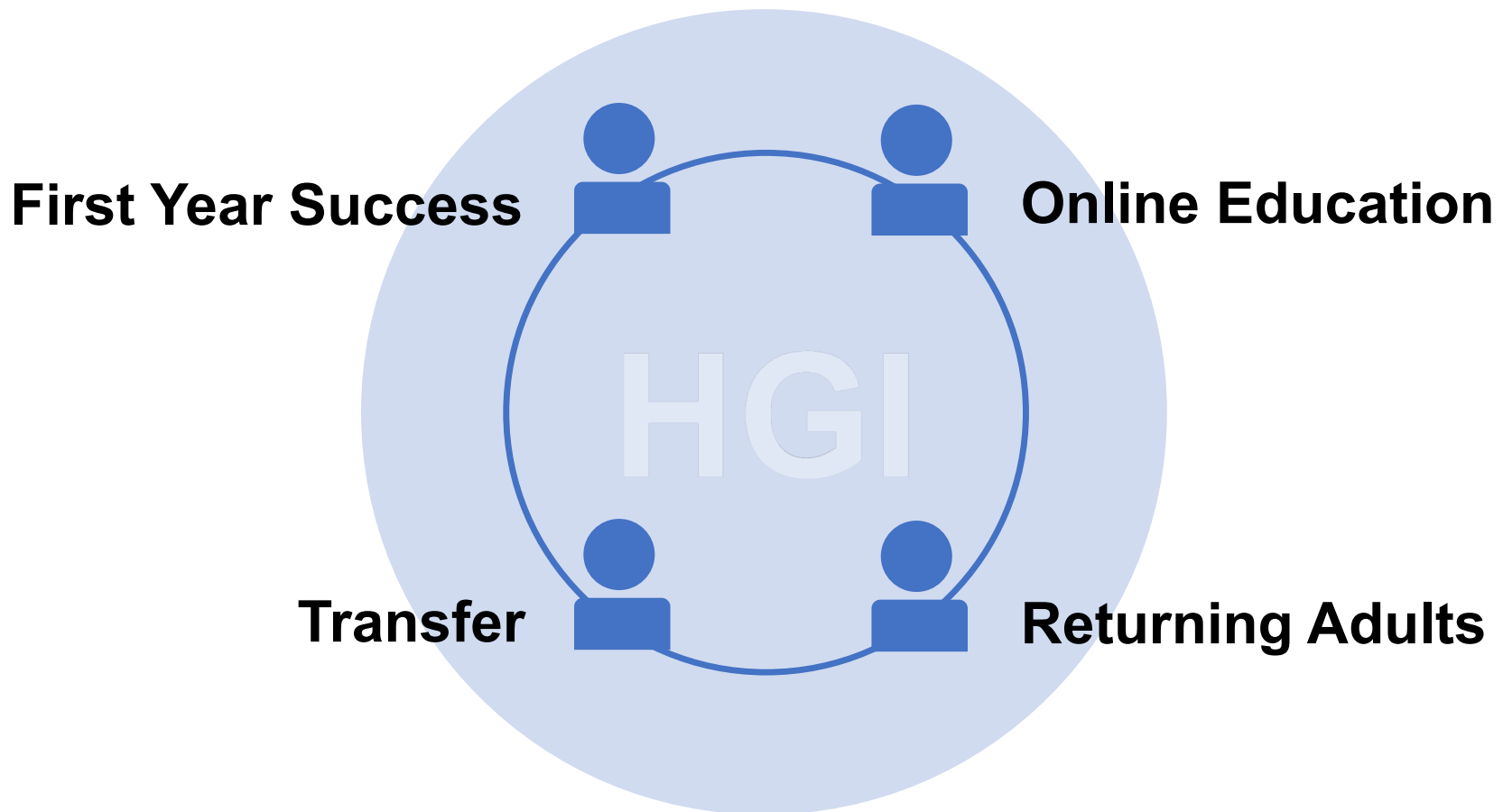
- Early College Momentum Scholarships
- 13<sup>th</sup> Year Programs
- Pasefika Passion Pipeline
- Returning Adults

### *Affordability*

- Centralized Financial Aid Services
- FAFSA Completion (high school students)
- Open Educational Resources/Zero Cost Textbooks

*Technology Tools:* EdReady, Tableau (Data Visualization), Grad Leaders

# Hawai'i Graduation Initiative Priorities, 2019-20



# First Year Success



**Provide consistent structures and advising for first year students that results in retention into the second year.**

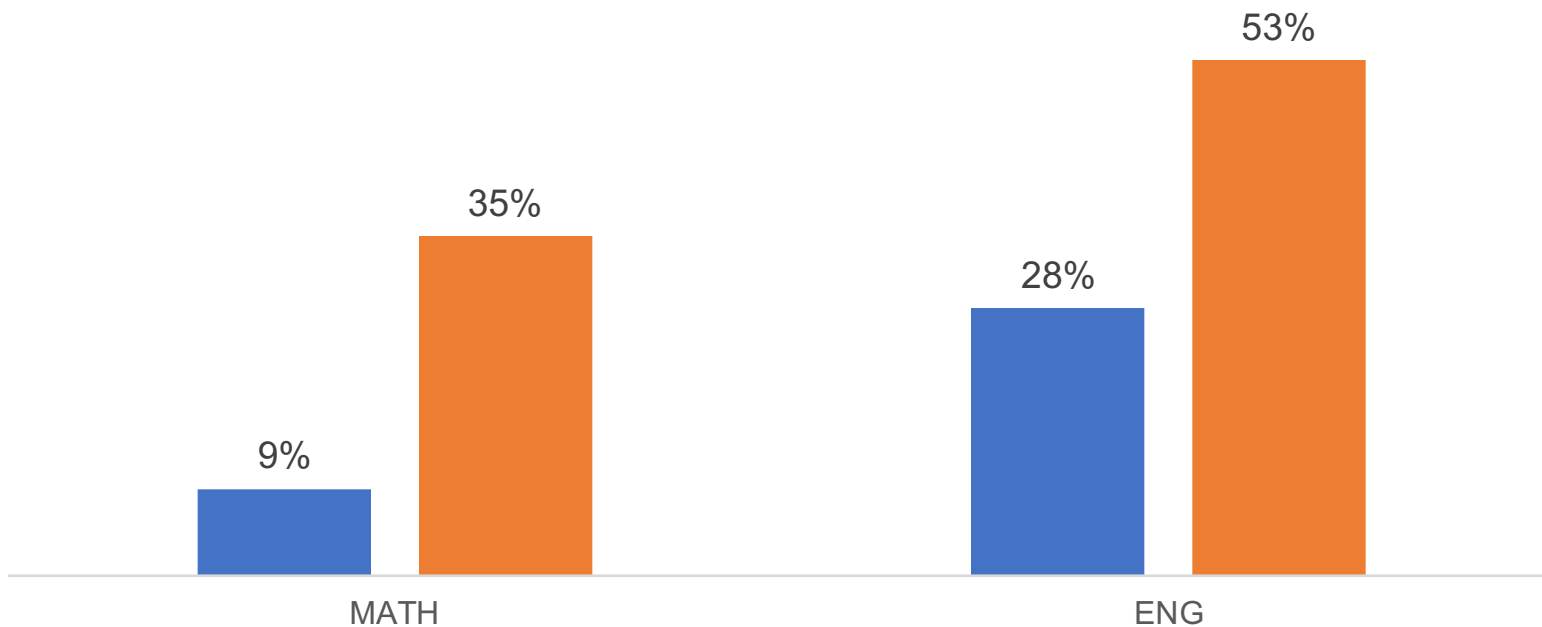
- **English & Math Redesign:** Students complete college-level math and English in their first year;
- **Interest Areas:** All students make an informed choice of major tied to their career goals; offer a clear and efficient pathway to the credential



First Year Math/English completion has increased in the last 5 years,

College-Level Math/English completion  
within two semesters, UHCC

■ Fall 2013 ■ Fall 2018

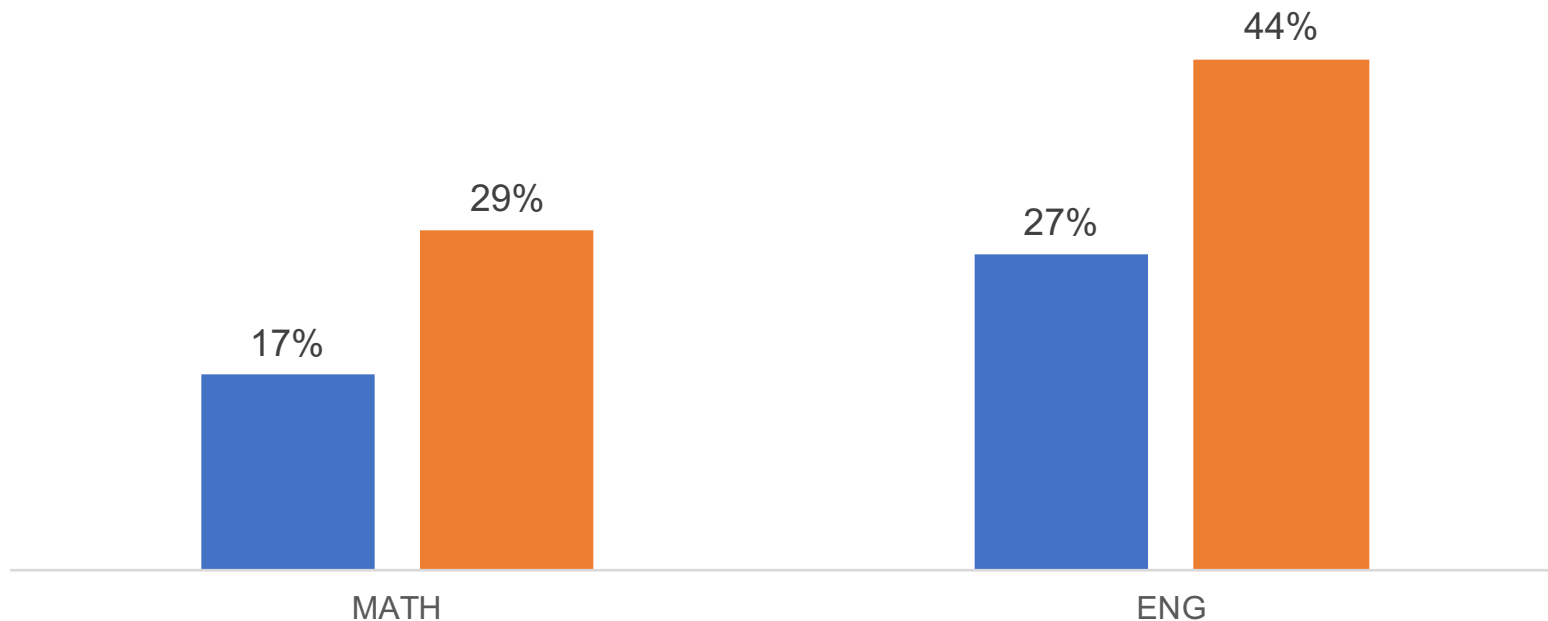


but is a long way to reach our Strategic Directions Goal: 75% by 2021

First Year Math/English completion has increased in the last 5 years,

College-Level Math/English completion  
within two semesters, KAU

■ Fall 2013 ■ Fall 2018



but is a long way to reach our Strategic Directions Goal: 75% by 2021

# First Year Success



## Interest Areas:

- Streamline their pathways to the credential, especially for those who are “undecided”
- Integrate career exploration, preparation, academic advising, and student support
- Alignment and program mapping to student goals:
  - Students take the “right 30 credits” in a clear pathway including math for degree and experiences in area of interest

# Transfer

## Key projects, 2019-20

- 2019 UHCC Transfer Study (present findings Feb. 2020)
- STAR Hybrid Pathways “Pinning” Tool (launch Jan. 2020)
- EP 5.209 Policy Update (Jan. 2020 to Faculty Senates, Spring 2020 to BOR )
- Articulation & transfer database

## System support, 2019-20

- UH Transfer Days (led by 4 years)
- Transcript evaluation – assess consistency
- STAR pinning/hybrid pathways implementation on campus
- Discipline convenings

# Online Education

## Implement fully online programs to reach Hawai'i residents who are not current served by current offerings

### Fully online programs in accelerated format

- **Accelerated AA Online in Liberal Arts** (Leeward): From Fall 2019
- **Bachelors in Social Work** (Manoa): From Fall 2018
- **BA in Interdisciplinary Studies** (Manoa): From Fall 2020
- **BAS in Applied Business and Information Technology** (Maui): From Fall 2020

### High student interest in fully online and in accelerated options

- More than 800 inquiries about online program
  - Most 40-60 years old
  - Most had credits
- More than 300 applications for Fall 2019 AA Online
- Accelerated AA Online Cohort 1
  - 54 students
  - Average age: 36
  - Hawaii residents: 87%
  - Native Hawaiian: 47%



# Returning Adults

# 30,324

## UH “recently stopped out” students

- Last attended Fall 2014 - Spring 2019
  - Undergraduate degree seeking but did not earn a degree or certificate
  - Hawaii permanent address
  - Earned at least 1 credit
  - Did not transfer out of UH
- 
- CC as last home campus: 26,348 (87%)
  - 2.0+ GPA: 17,310 (57%)
  - Ages 25-44: 18,114 (60%)

**Cumulative credits earned:**  
**961,165**

# Returning Adults



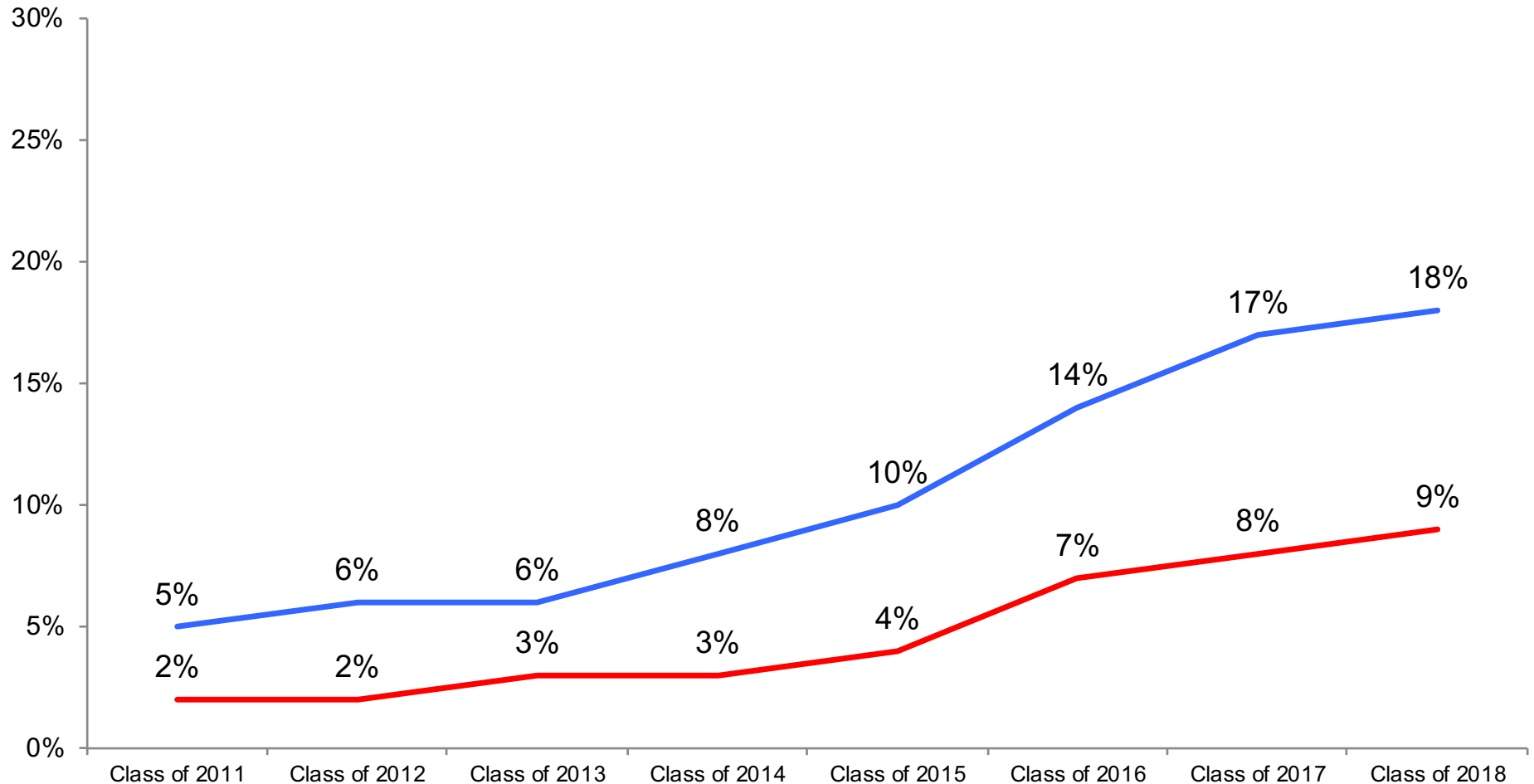
## Campaign for Spring 2020 Re-enrollment

- Kicked off October 23
- Approximately 10K students who last attended Fall 2014 – Fall 2018
- Three personalized emails + 1 mailer
- \$200 scholarship



# More high school students are earning more college credits.

The percent of completers **participating in dual credit** and the **percent earning at least six credits** are steadily increasing.

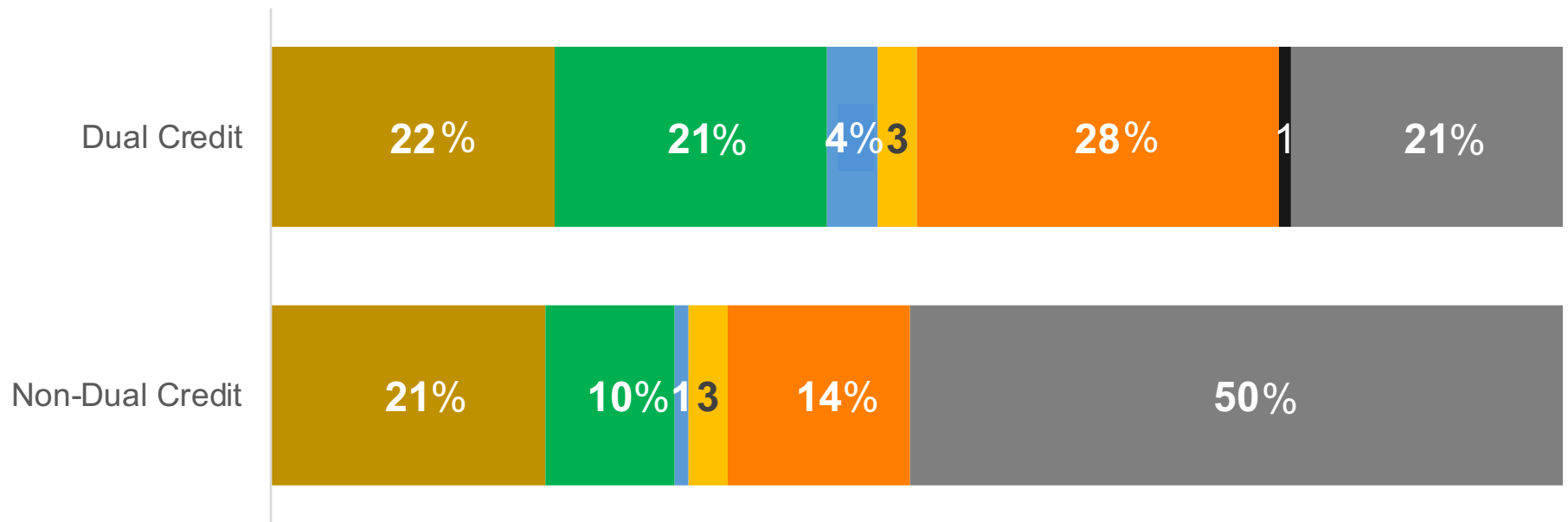




# 22% of public high school grads with dual credit enroll in UHCCs

Hawai'i Class of 2018 public high school graduates'  
Fall 2018 college enrollment by institution type (% of graduating class)

■ UH 2-Year ■ UH 4-Year ■ HI Private ■ Mainland 2-Year ■ Mainland 4-Year ■ Unknown ■ Not Enrolled

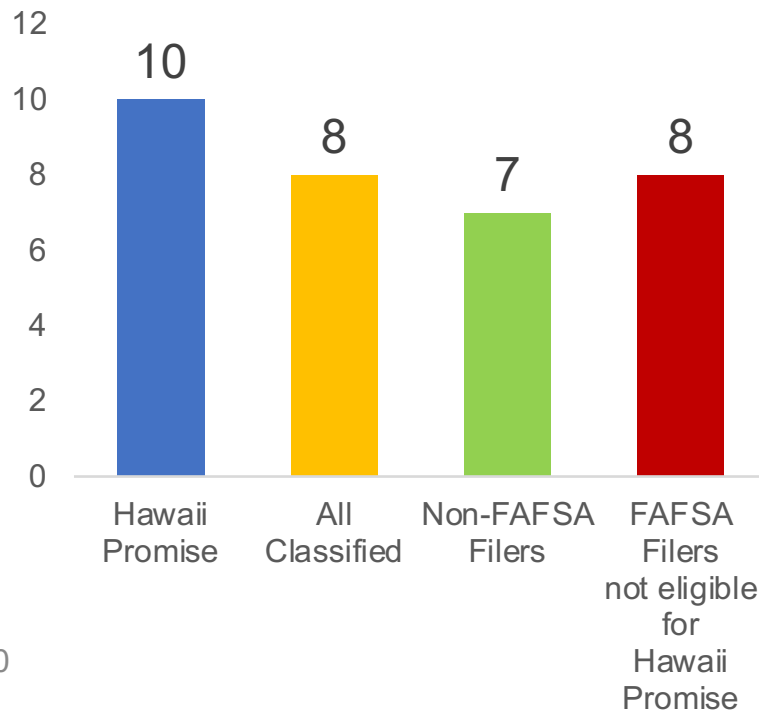


# Hawai'i Promise Scholarship

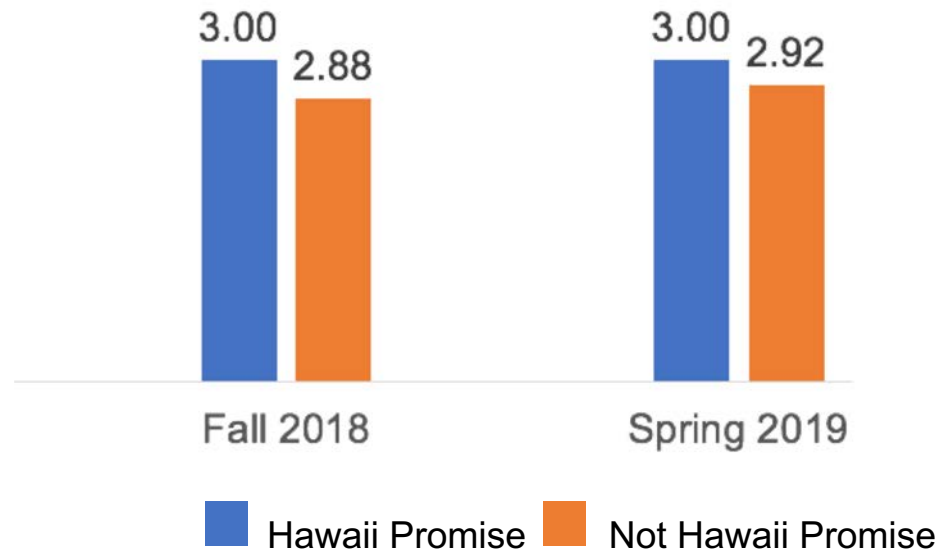
**1,378 students received scholarships, 2018-19**

- Average award: \$1,190
- Total awarded: \$1.6 million of \$2.4 million

Fall 2018 Credits Earned



2018-19 Cum GPA





# Success is What Counts

The Journey Continues



UNIVERSITY  
*of* HAWAII®  
COMMUNITY COLLEGES