

University of Hawai'i Community Colleges Strategic Directions 2015-2021



UNIVERSITY
of HAWAII®
COMMUNITY COLLEGES

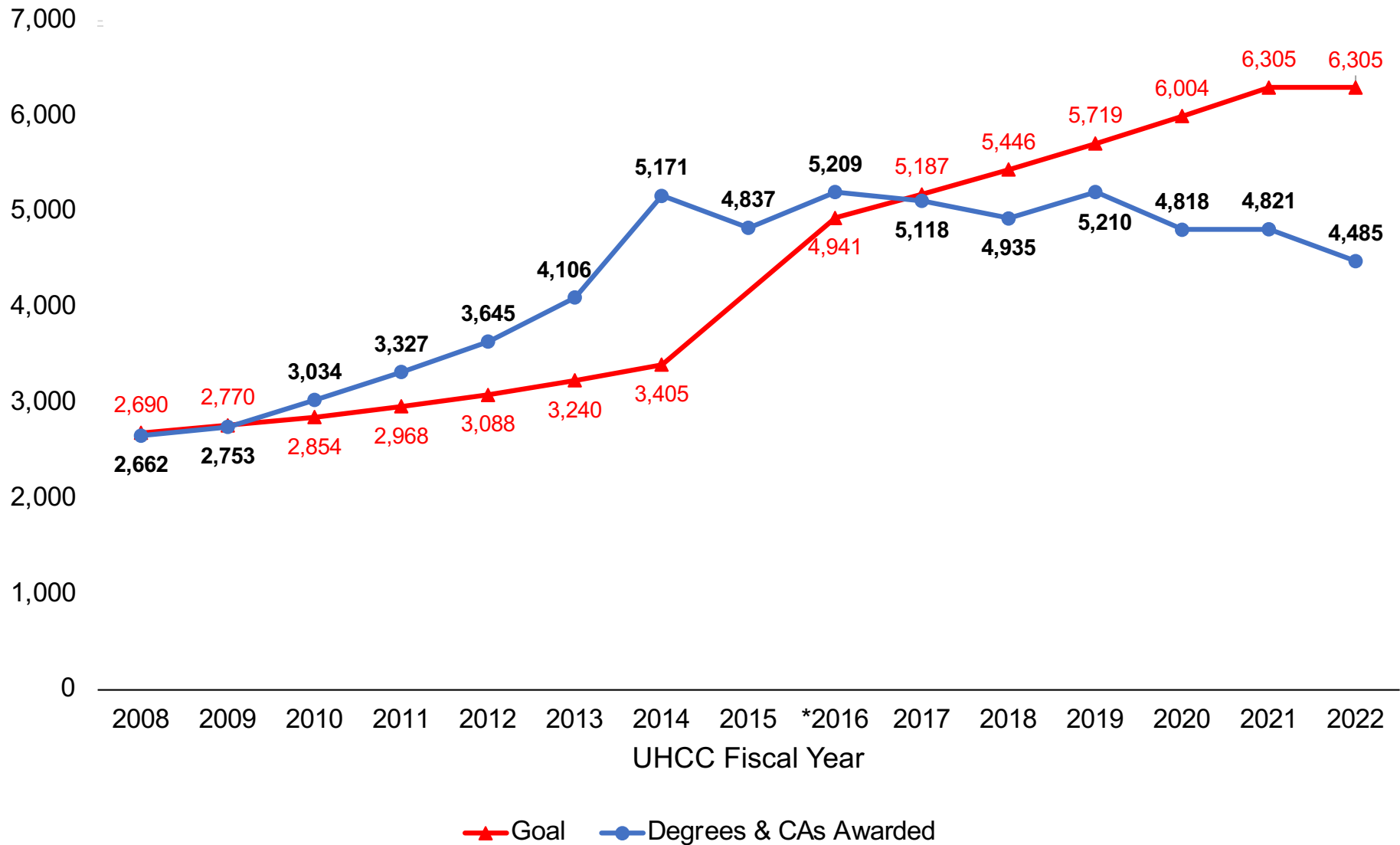
University of Hawai'i Community Colleges Fall 2022 Data Performance Indicators

- **Graduation Outcomes Degrees and Certificates**
- **Native Hawaiian Degrees and Certificates**
- **Pell Recipient Graduates**
- **STEM graduates**
- **Total STEM**
 - CC STEM Grads + UH 4-YR STEM to former CC students
- **Transfers**
 - UH 4-YR Transfers
 - UH + Non-UH 4-YR Transfers (using National Student Clearinghouse data)
- **IPEDS Success Rate**
- **Closing Gaps**
 - Native Hawaiians
 - Filipinos
 - Pacific Islanders
 - Pell Recipients

Summary of Percentage Change of Performance Indicators at UHCC System

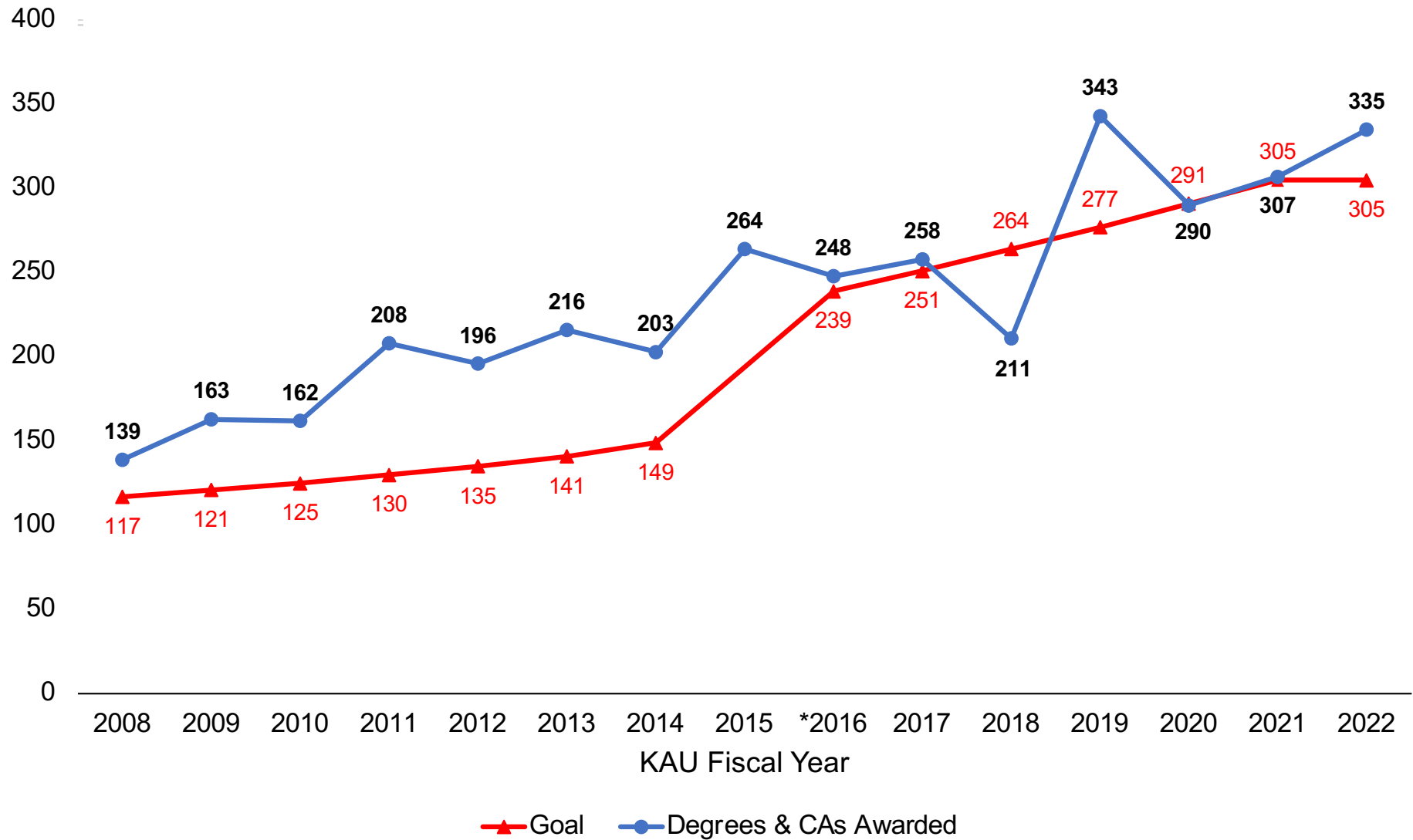
	Performance Indicators	2021 Actuals	2022 Actuals	Percent Increase (Decrease)
1	Graduation Outcomes Degrees and Certificates	4,821	4,485	-7%
2	Native Hawaiian Degrees and Certificates	1,344	1,267	-6%
3	Pell Recipient Graduates	2,365	2,135	-10%
4	STEM Degrees and Certificates Earned at CC	583	579	-1%
5	Total STEM	1,360	1,481	+9%
6	CC Transfers to UH 4 Year	2,161	1,985	-8%
7	CC Transfers to All 4 YR Institution	4,525	4,473	-1%
8	IPEDS Success Rate	41.0%	37.2%	-3.8%

Graduation Outcomes Degrees and Certificates



*Goal reset in FY 2016.

Graduation Outcomes Degrees and Certificates



*Goal reset in FY 2016.

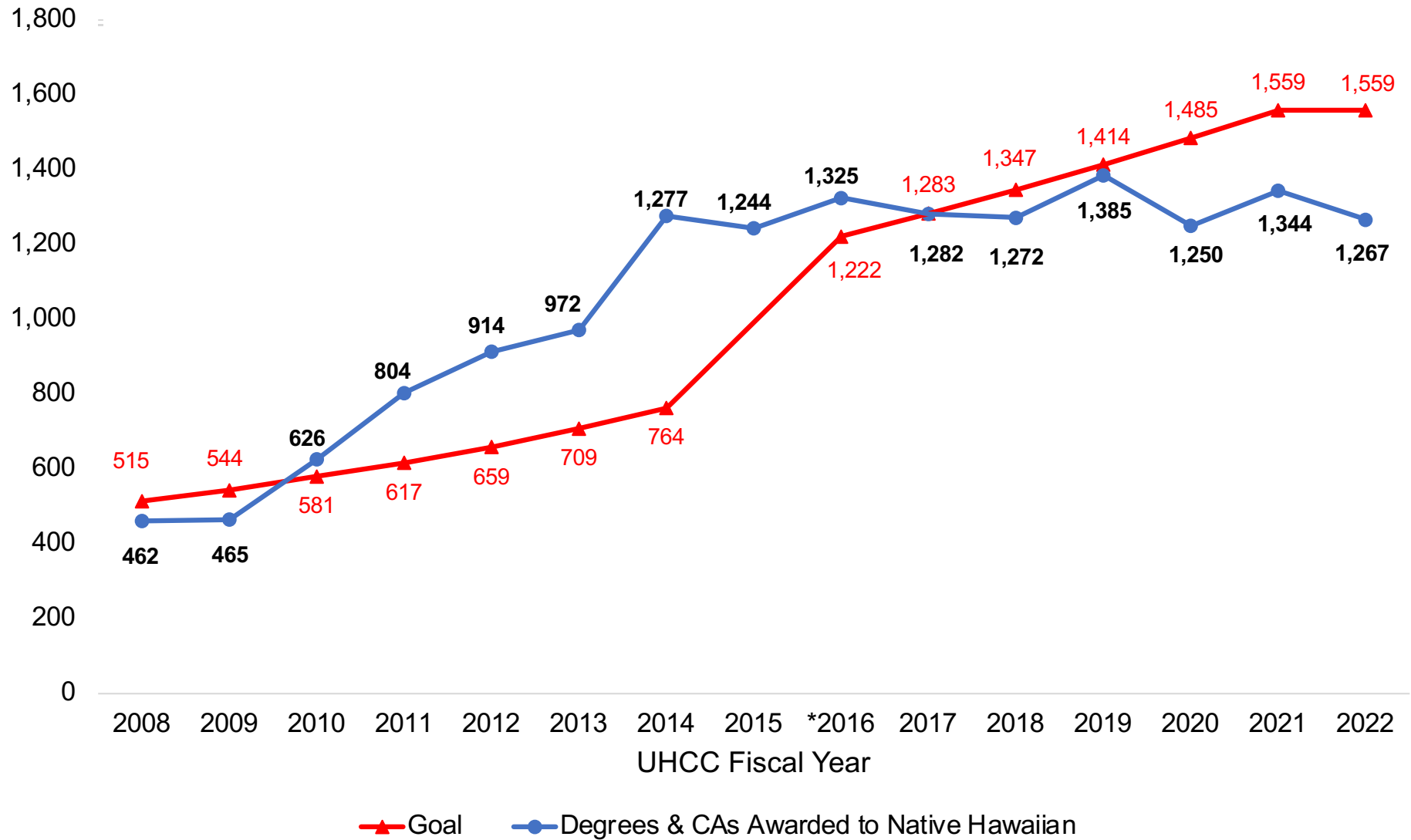
UHCC System Measure

	FY Base ¹	Actual					Goal
		2018	2019	2020	2021	2022	2022
HAW	597	586	587	552	530	523	800
HON	653	778	906	922	756	799	875
KAP	1,347	1,276	1,212	1,100	1,084	943	1,805
KAU	228	211	343	290	307	*335	305
LEE	953	1,102	1,135	1,087	1,293	1,193	1,278
MAU	612	638	701	593	572	442	820
WIN	315	343	326	274	279	250	422
UHCC ²	4,705	4,935	5,210	4,818	4,821	4,485	6,305

¹ Baseline (Average of FY13, FY14, and FY15)

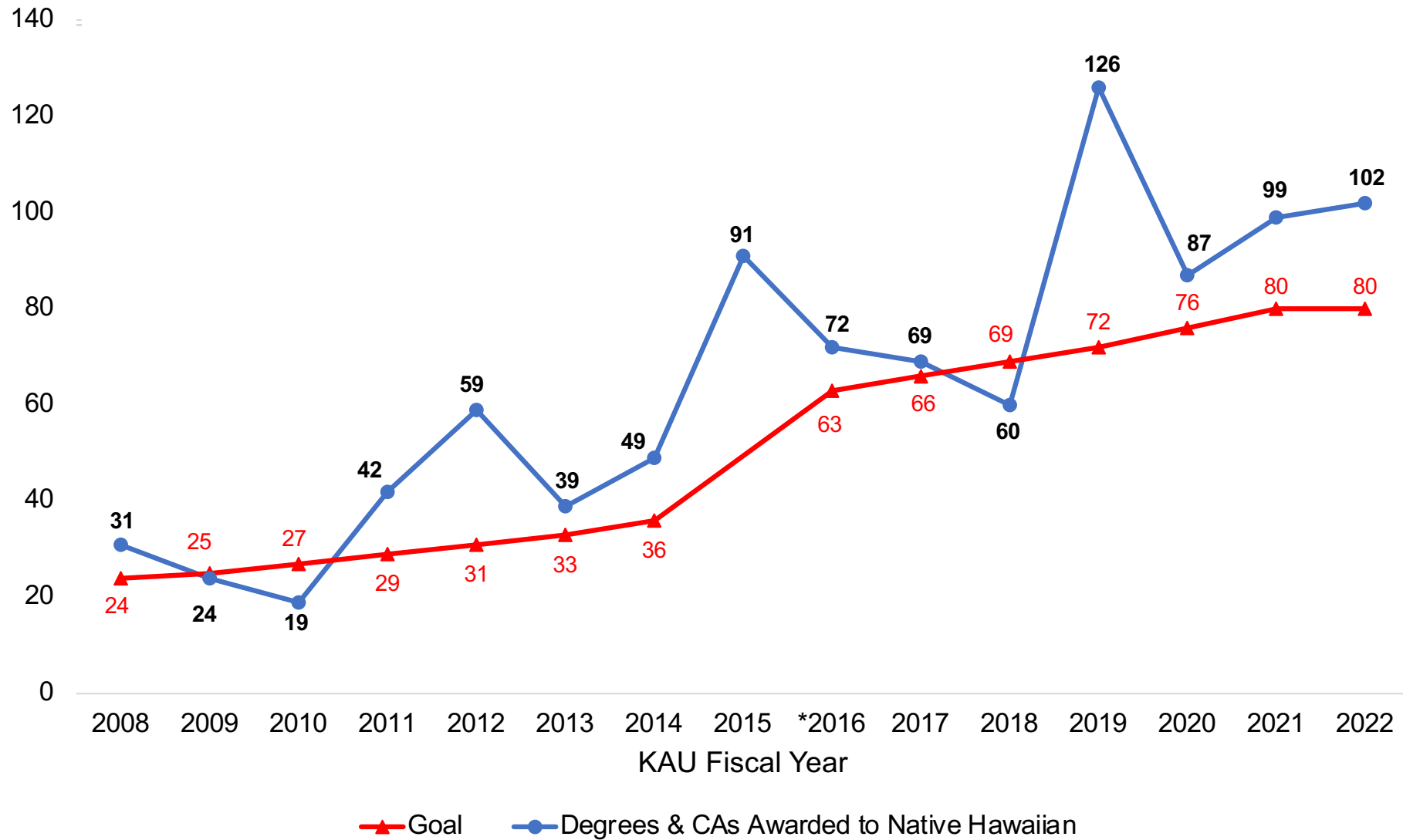
² May not equal sum of individual colleges due to rounding

*Met or exceeded target.



*Goal reset in FY 2016.

Native Hawaiian Degrees and Certificates



*Goal reset in FY 2016.

UHCC System Measure

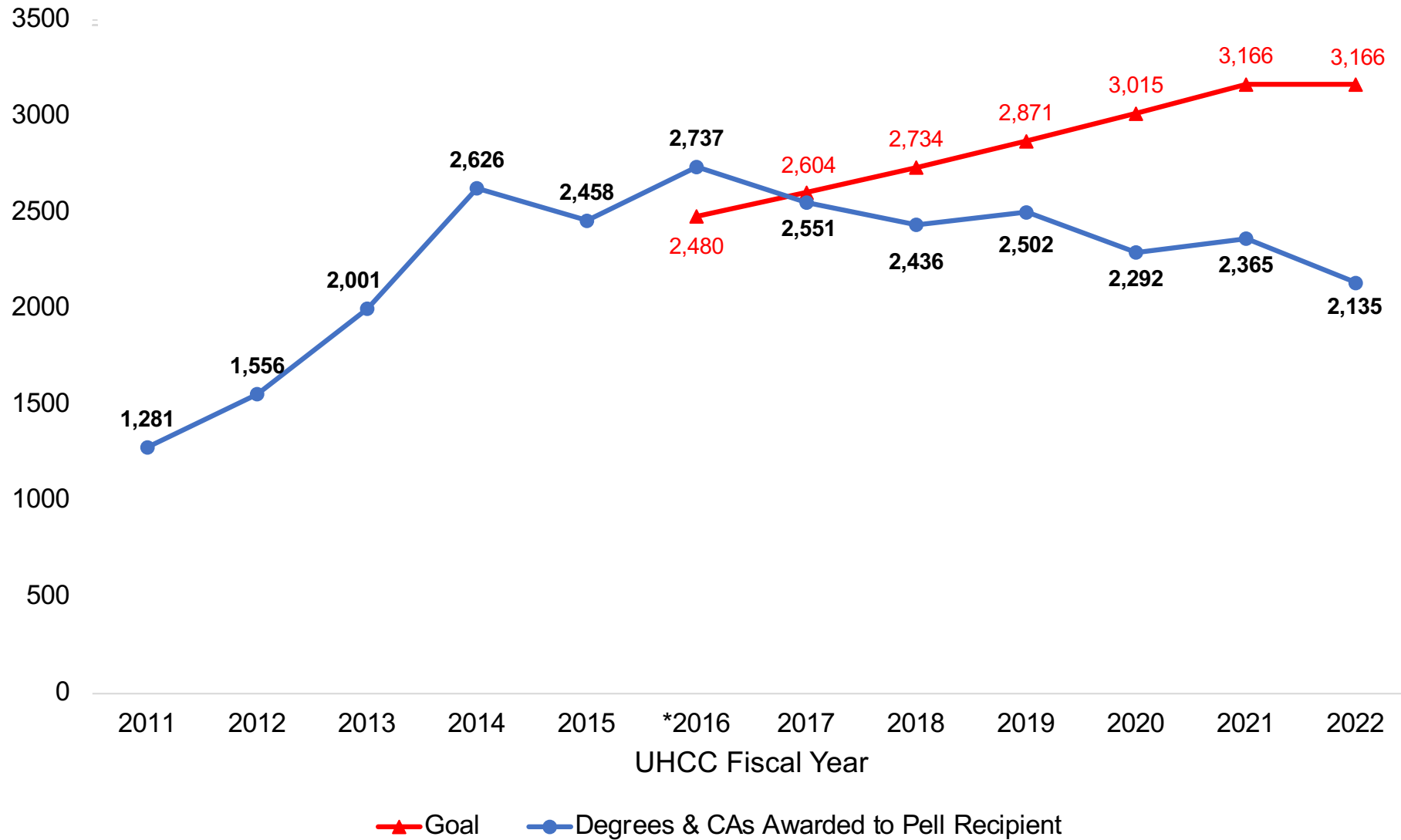
	FY Base ¹	Actual					Goal
		2018	2019	2020	2021	2022	2022
HAW	236	272	257	272	230	241	316
HON	164	197	225	237	206	*221	221
KAP	191	163	172	146	160	148	257
KAU	60	60	126	87	99	*102	80
LEE	228	280	254	243	359	298	306
MAU	160	154	201	160	177	130	214
WIN	126	145	150	105	113	127	169
UHCC ²	1,165	1,272	1,385	1,250	1,344	1,267	1,559

¹ Baseline (Average of FY13, FY14, and FY15)

² May not equal sum of individual colleges due to rounding

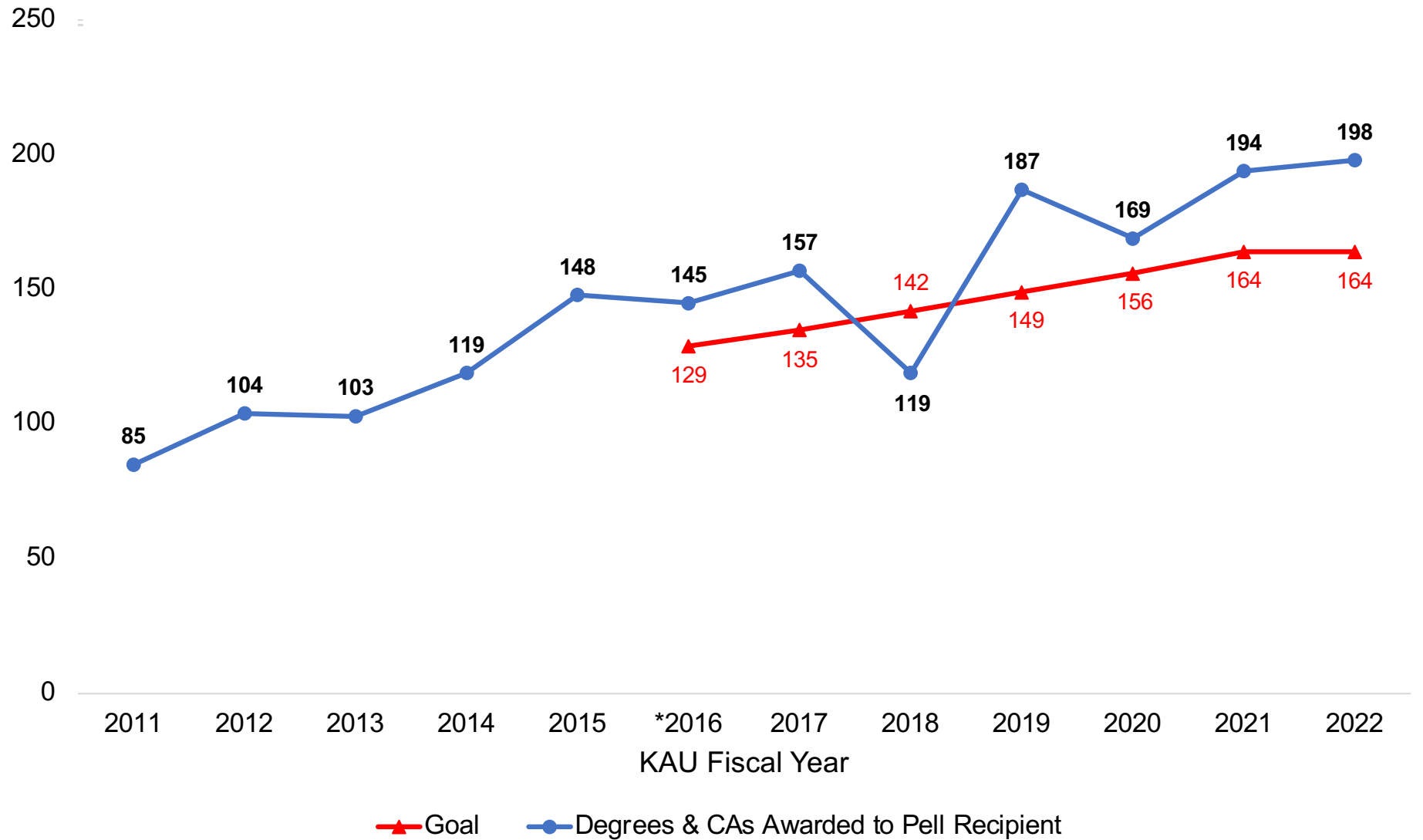
*Met or exceeded target.

Pell Recipient Degrees and Certificates



*Goal reset in FY 2016.

Pell Recipient Degrees and Certificates



*Goal reset in FY 2016.

UHCC System Measure

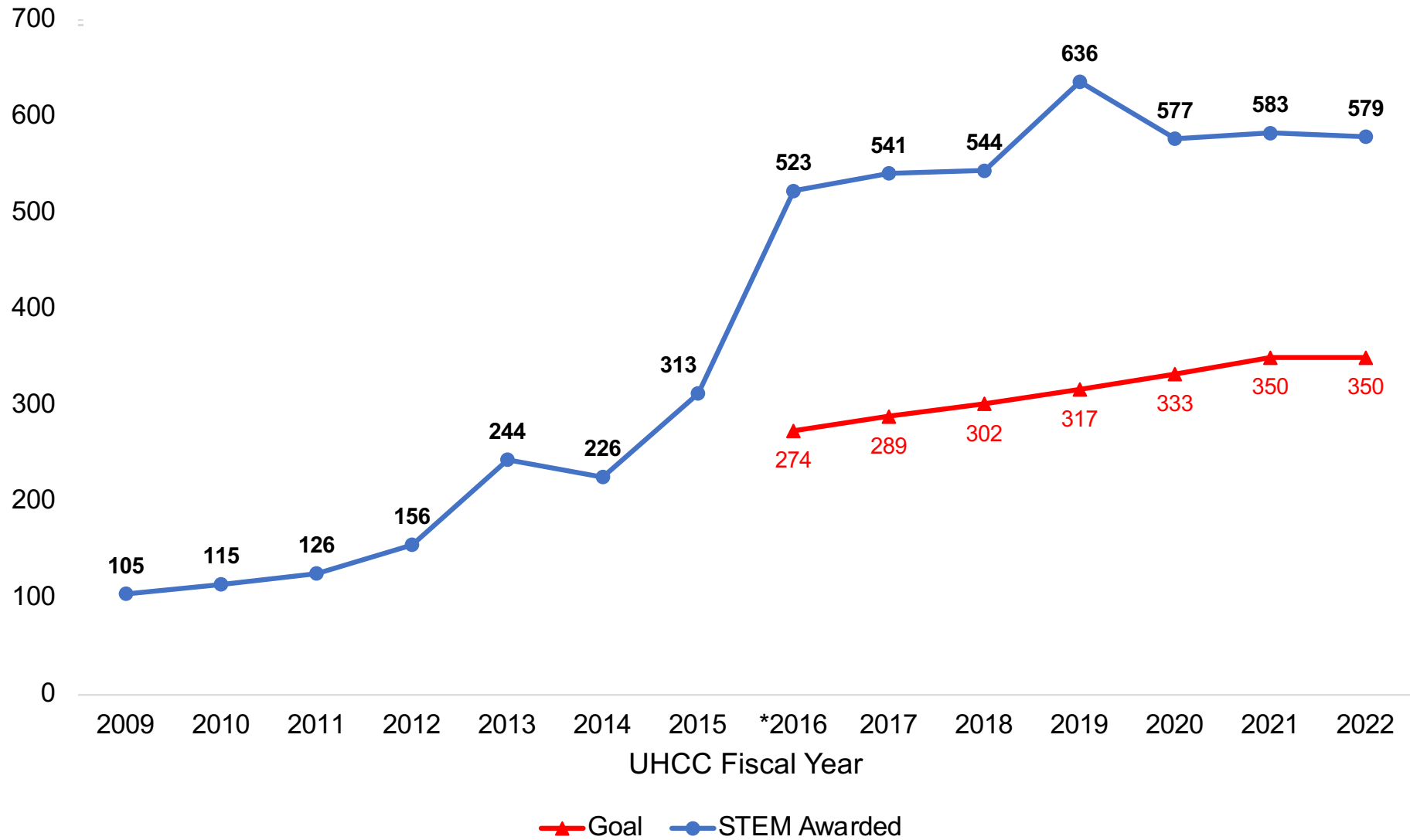
	FY Base ¹	Amount					Goal
		2018	2019	2020	2021	2022	2022
HAW	418	374	356	340	307	318	560
HON	269	322	350	376	316	355	360
KAP	556	519	488	427	486	401	746
KAU	123	119	187	169	194	*198	164
LEE	455	557	529	530	618	522	610
MAU	370	357	390	292	312	230	495
WIN	171	186	202	158	132	111	229
UHCC ²	2,362	2,434	2,502	2,292	2,365	2,135	3,166

¹ Baseline (Average of FY13, FY14, and FY15)

² May not equal sum of individual colleges due to rounding

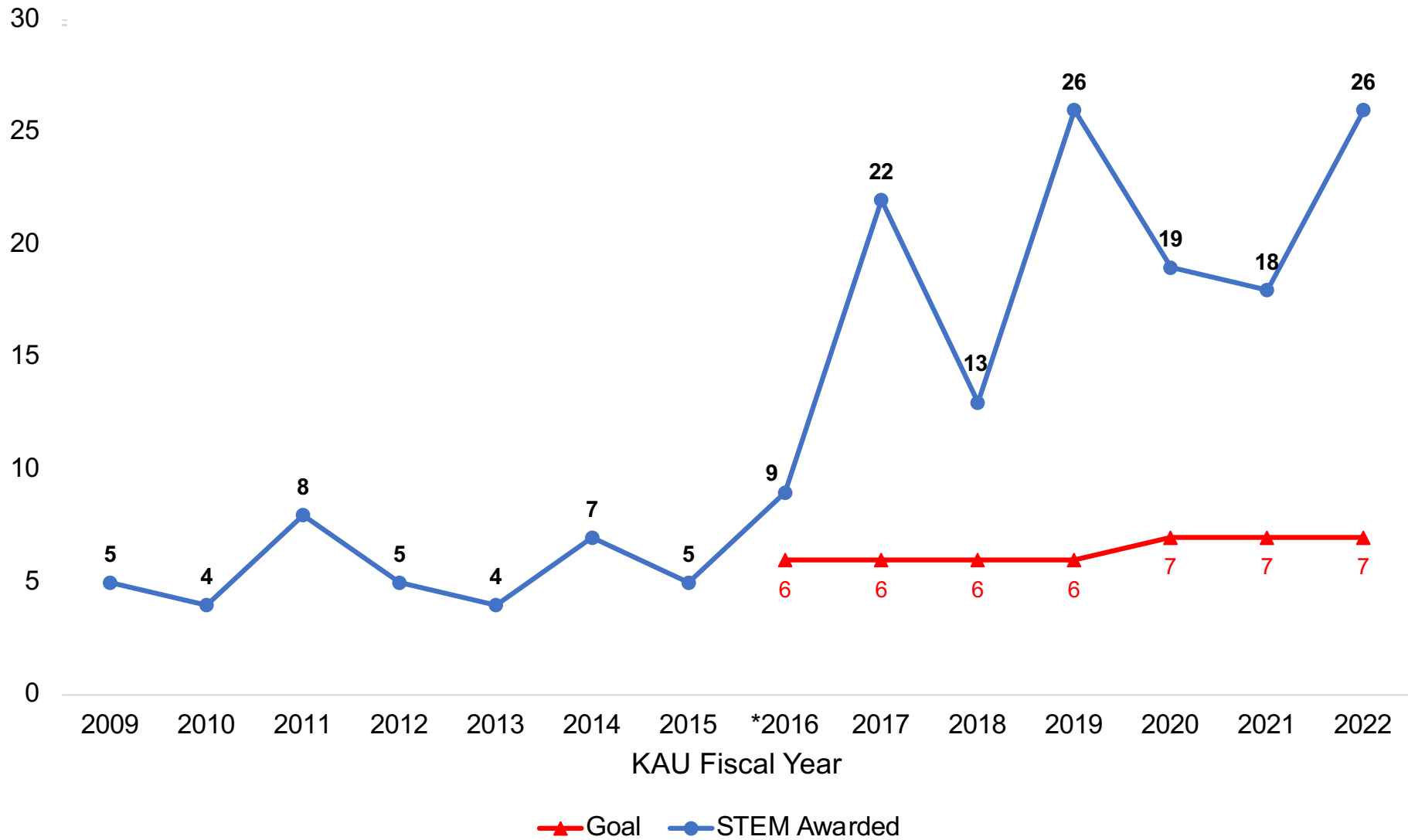
*Met or exceeded target.

STEM Degrees and Certificates Earned at CC



*Goal reset in FY 2016.

STEM Degrees and Certificates Earned at CC



*Goal reset in FY 2016.

UH System Measure

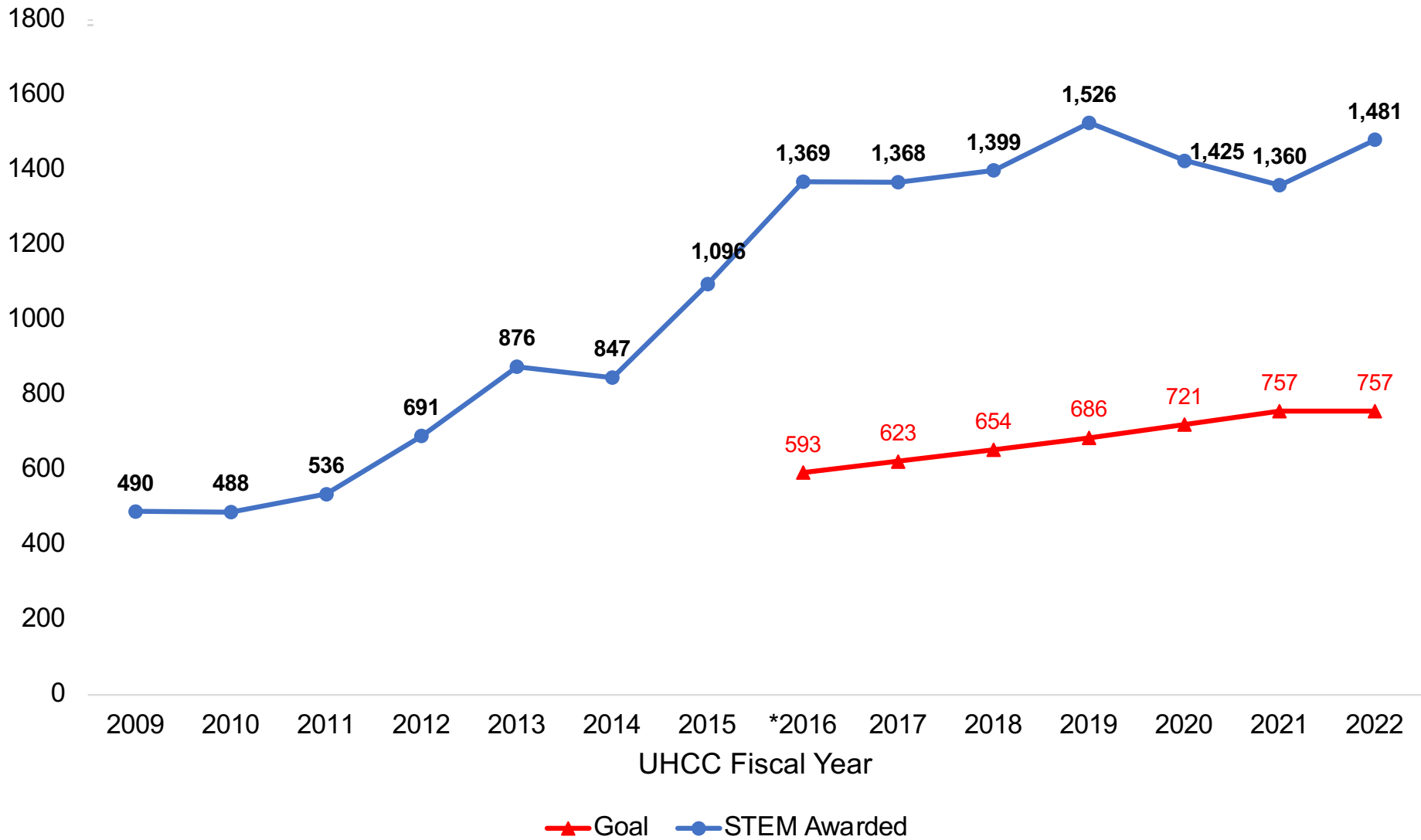
	FY Base ¹	Actual					Goal
		2018	2019	2020	2021	2022	2022
HAW	19	30	55	36	40	*39	25
HON	65	140	146	136	105	*155	87
KAP	92	125	145	124	141	90	123
KAU	5	13	26	19	18	*26	7
LEE	38	162	199	219	220	*221	50
MAU	22	31	35	27	39	*32	30
WIN	20	43	30	16	20	16	26
UHCC ²	261	544	636	577	583	*579	348

¹ Baseline (Average of FY13, FY14, and FY15)

² May not equal sum of individual colleges due to rounding

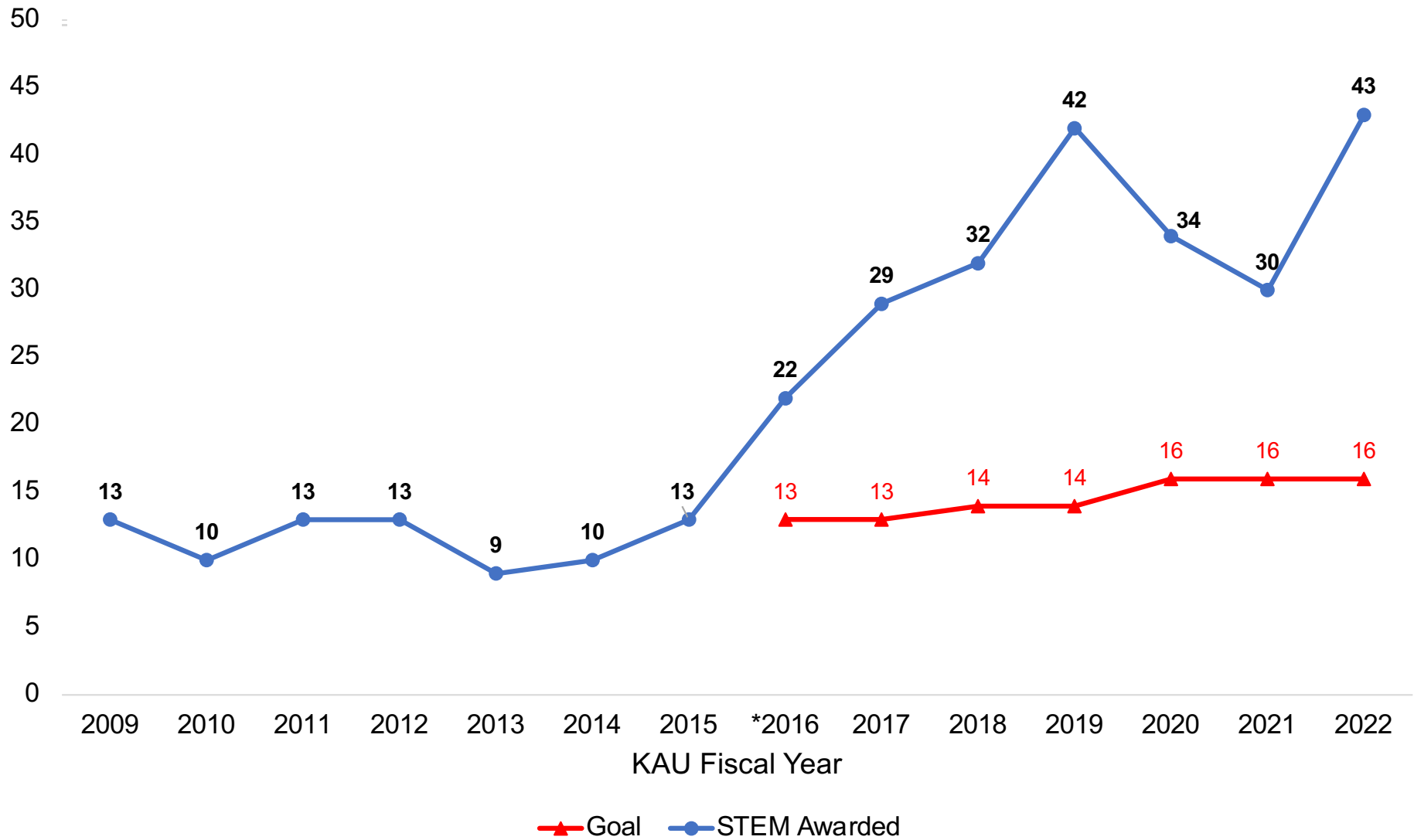
*Met or exceeded target.

Total STEM (CC STEM + 4-Yr STEM by Former CC)



*Goal reset in FY 2016.

Total STEM (CC STEM + 4-Yr STEM by Former CC)



*Goal reset in FY 2016.

UHCC Outcomes

Total STEM (CC STEM + 4-Yr STEM by Former CC)

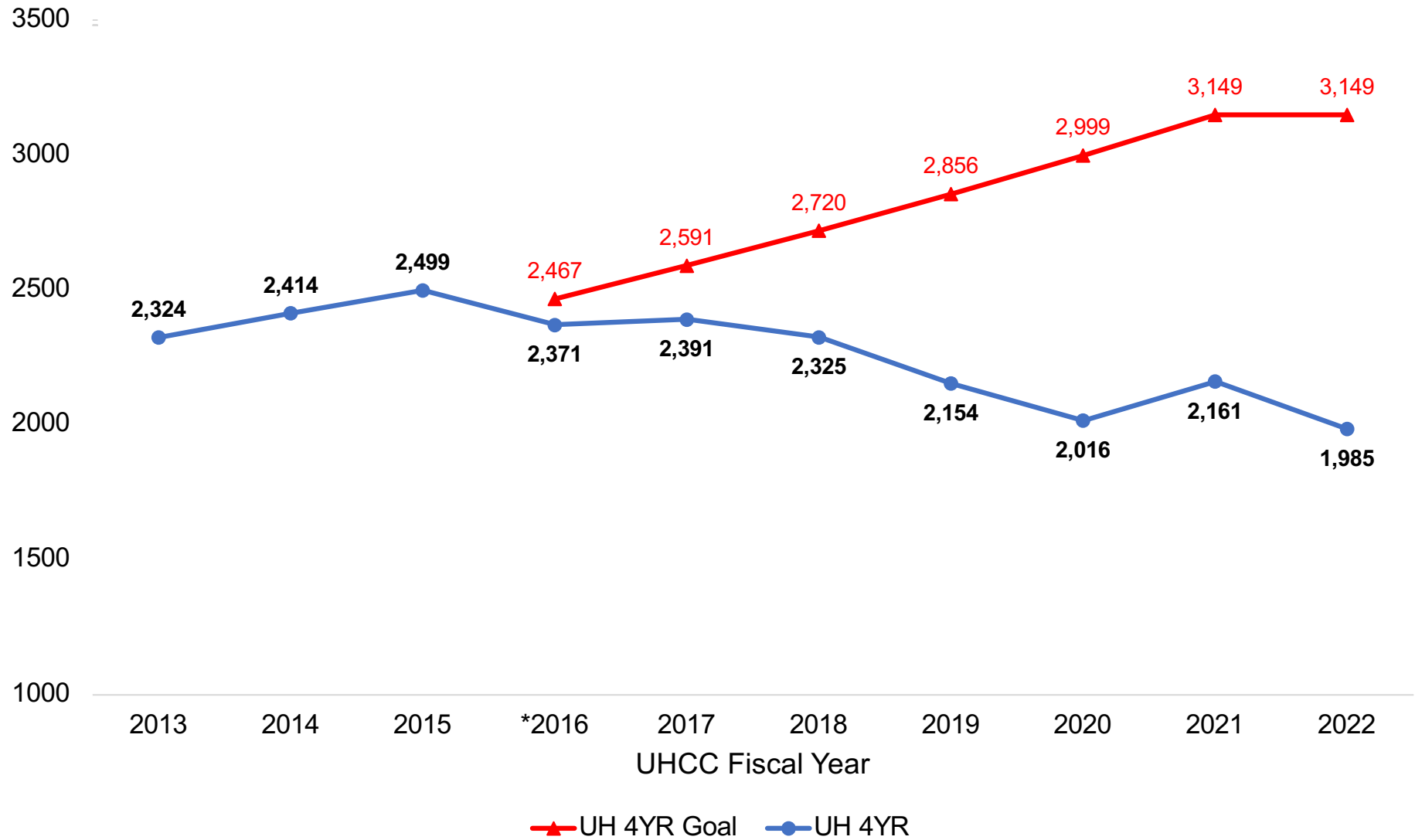
UHCC System Measure

	FY	Actual							Goal
	Base ₁	2016	2017	2018	2019	2020	2021	2022	2022
HAW	42	84	80	72	107	75	74	*68	56
HON	110	240	225	234	258	240	198	*275	147
KAP	196	459	459	423	468	432	420	*376	262
KAU	12	22	29	32	42	34	30	*43	16
LEE	115	337	339	381	424	470	458	*499	153
MAU	46	92	94	86	80	66	78	*65	62
WIN	43	135	142	171	158	108	102	*155	57
UHCC ²	564	1,369	1,368	1,399	1,537	1,425	1,360	*1,481	757

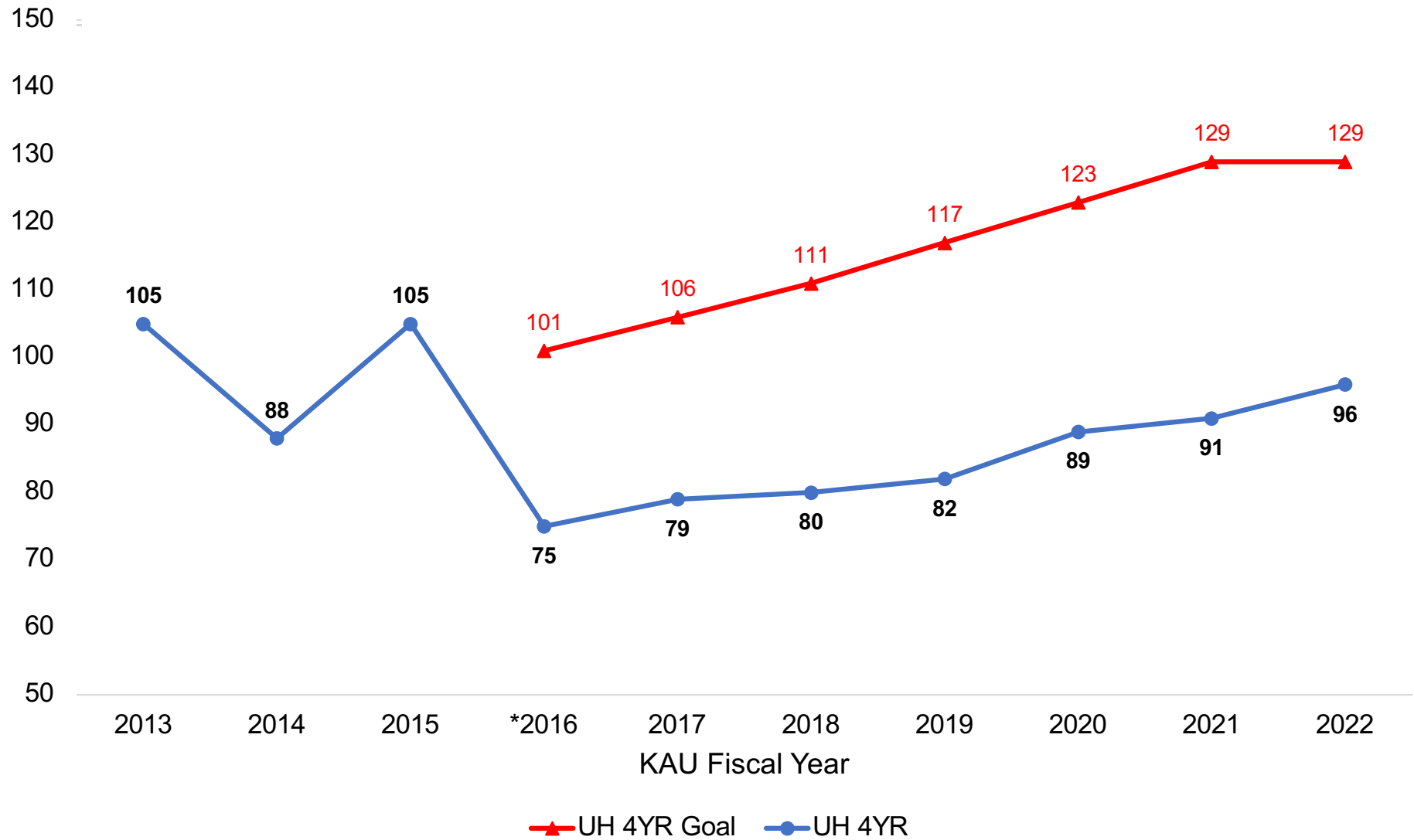
¹ Baseline (Average of FY13, FY14, and FY15)

² May not equal sum of individual colleges due to rounding

*Met or exceeded target.



*Goal reset in FY 2016.



*Goal reset in FY 2016.

UH System Measure

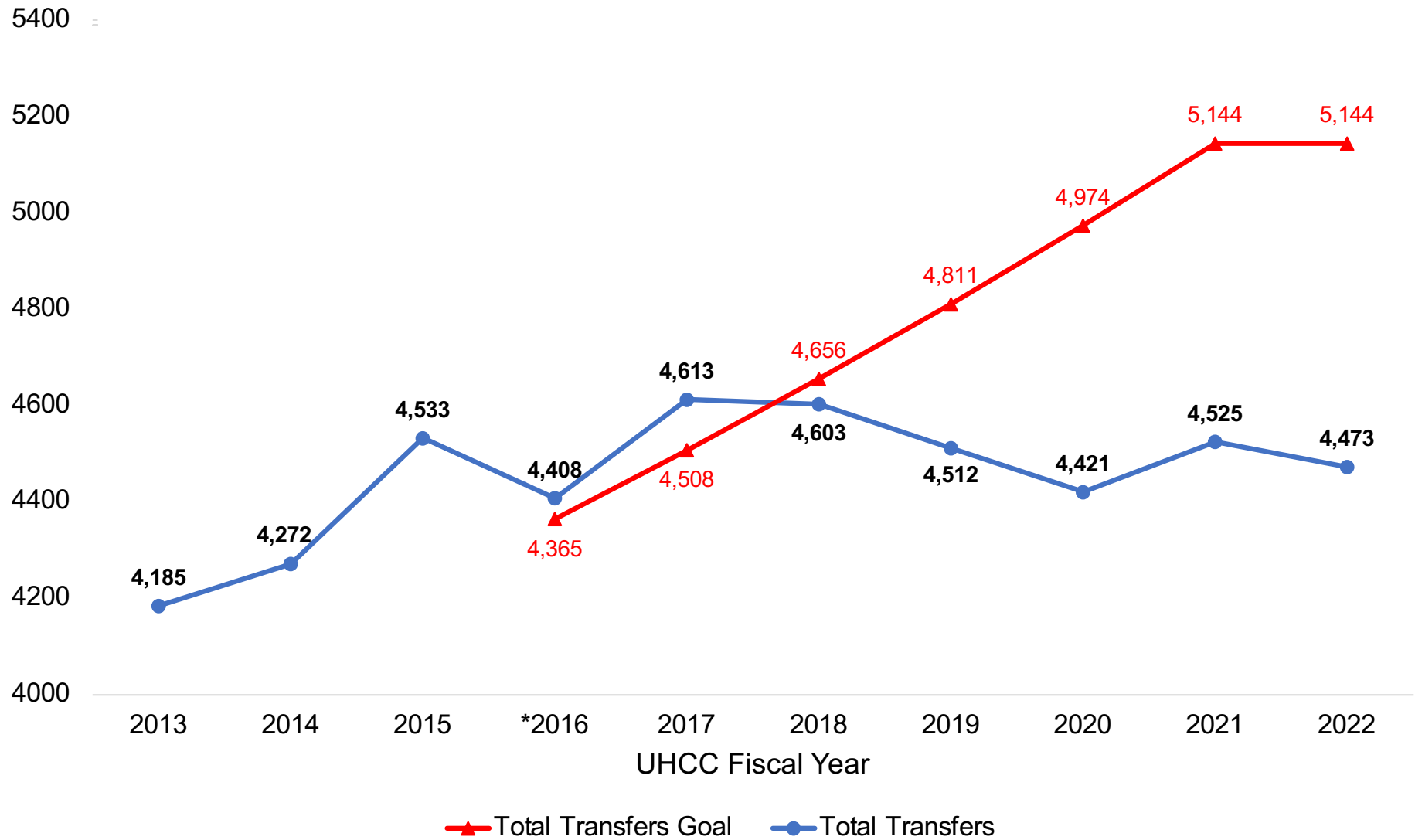
	FY	Actual						Goal
	Base ¹	2017	2018	2019	2020	2021	2022	2022
HAW	303	289	270	228	243	238	202	394
HON	288	301	280	299	250	272	247	375
KAP	862	897	843	764	730	775	730	1,122
KAU	99	79	80	82	89	91	96	129
LEE	702	698	726	681	676	717	646	914
MAU	274	296	296	232	233	266	206	356
WIN	251	244	236	247	227	216	178	327
UHCC ²	2,419	2,391	2,325	2,154	2,016	2,161	1,985	3,149

¹ Baseline (Average of FY13, FY14, and FY15)

² May not equal sum of individual colleges due to rounding and students with more than one prior UHCC home campus

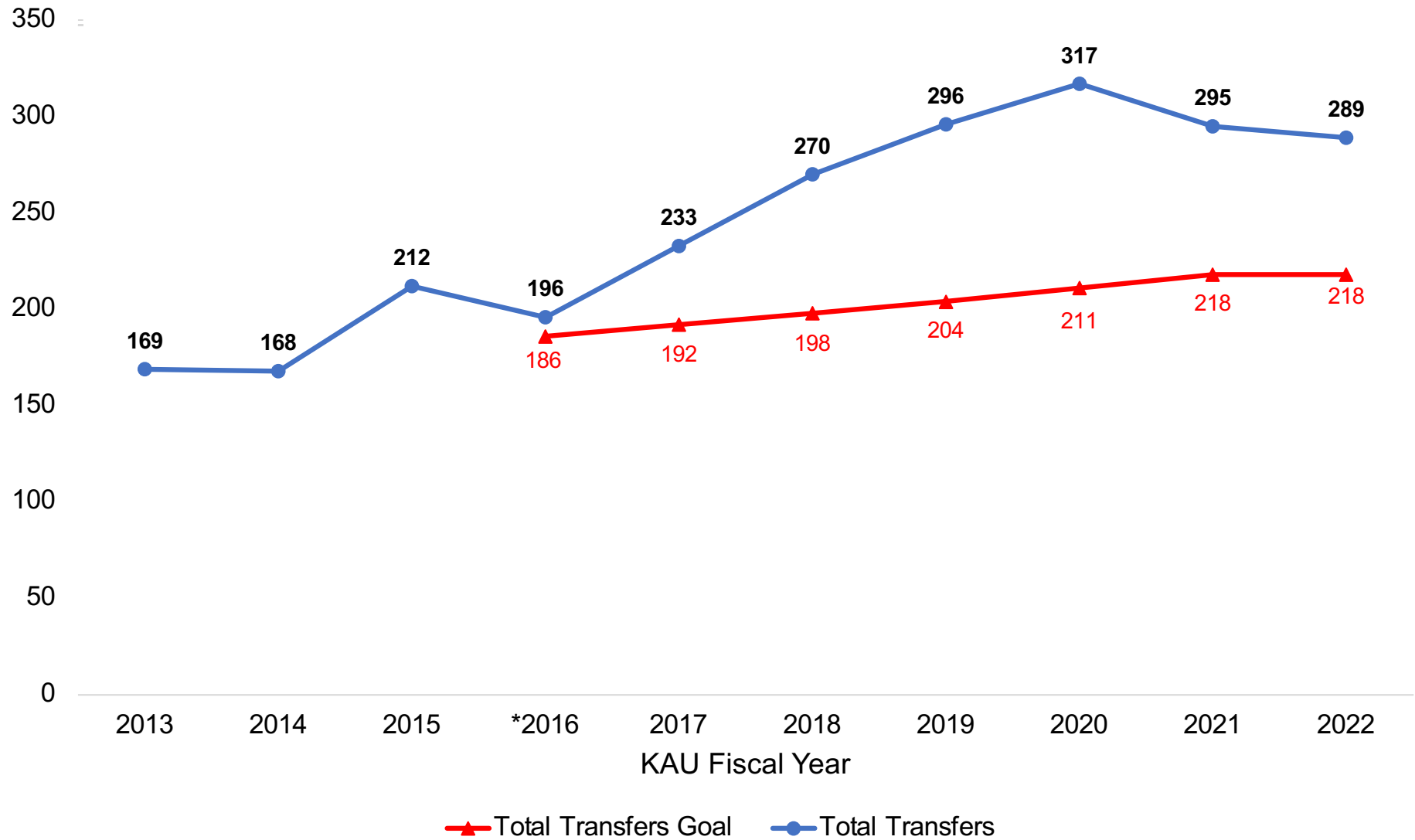
UHCC Outcomes

CC Transfers to All Baccalaureate Institutions



*Goal reset in FY 2016.

CC Transfers to All Baccalaureate Institutions



*Goal reset in FY 2016.

UHCC System Measure

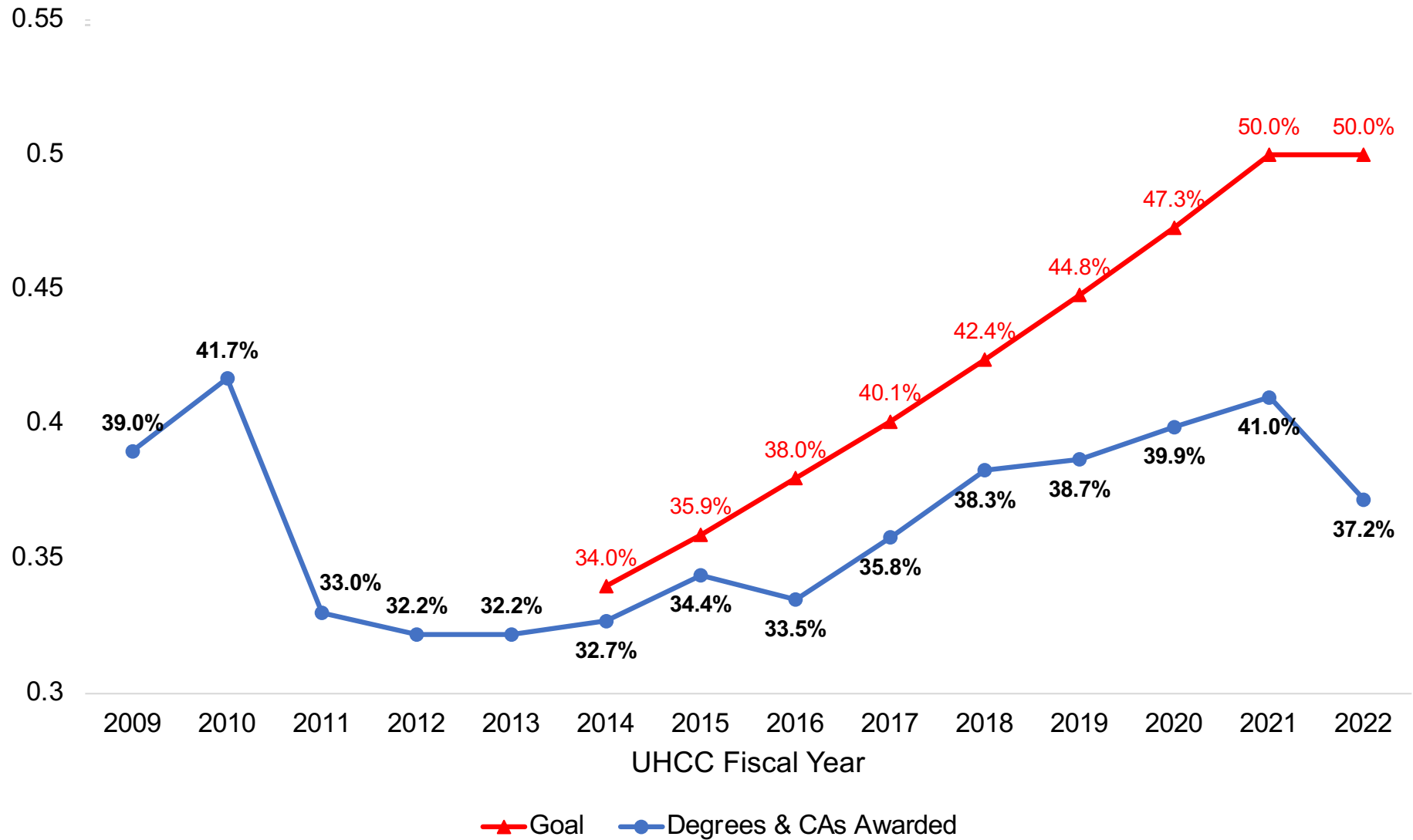
	FY Base ₁	Actual					Goal	
		2017	2018	2019	2020	2021	2022	
HAW	398	449	463	424	437	432	441	495
HON	518	582	530	549	478	478	459	619
KAP	1,327	1,350	1,304	1,234	1,259	1,317	1,322	1,616
KAU	183	233	270	296	317	295	*289	218
LEE	1,296	1,349	1,348	1,339	1,315	1,350	1,285	1,545
MAU	531	615	657	630	610	650	624	630
WIN	442	478	468	452	491	486	433	530
UHCC ²	4,328	4,613	4,603	4,512	4,421	4,525	4,473	5,144

¹ Baseline (Average of FY13, FY14, and FY15)

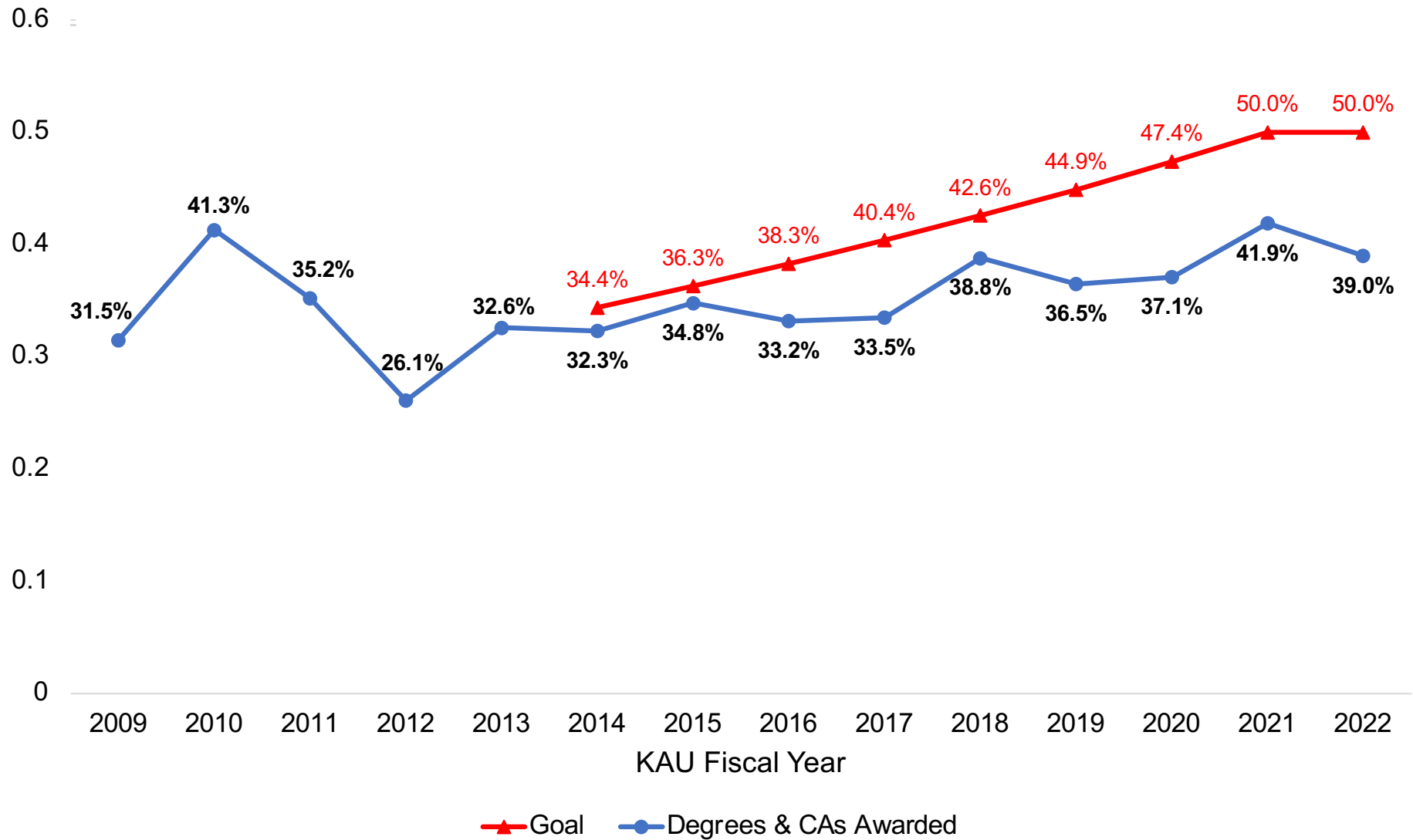
² May not equal sum of individual colleges due to rounding and students with more than one prior UHCC home campus

*Met or exceeded target.

IPEDS Success Rate First-Time Full-Time Students



IPEDS Success Rate First-Time Full-Time Students



IPEDS Success Rate First-Time Full-Time Students

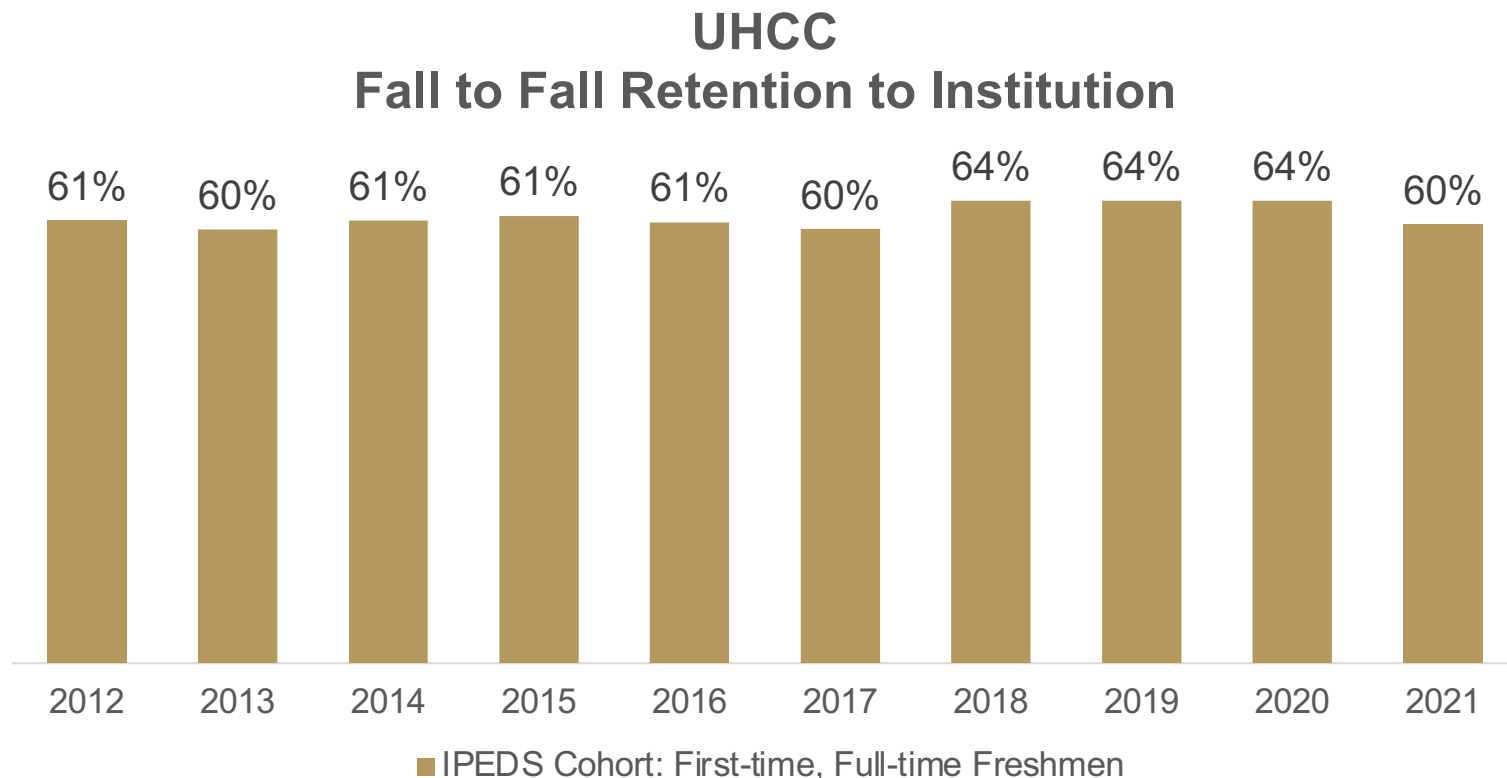
- Percent fall first-time, full-time, degree-seeking students completing a Degree or CA and/or transferring to an external institution within three years (150%)

	FY Base %	Actual %								Goal
		2015	2016	2017	2018	2019	2020	2021	2022	2022
HAW	31.6	31.9	27.4	31.4	36.2	37.7	38.6	41.7	36.7	50
HON	34.2	39.2	36.2	37.2	31.3	44.7	44.9	41.7	38.6	50
KAP	38.5	37.8	36.6	38.0	41.7	38.6	41.4	40.2	39.8	50
KAU	32.6	34.8	33.2	33.5	38.8	36.5	37.1	41.9	41.2	50
LEE	30.9	34.4	32.8	36.2	35.7	37.0	39.0	42.1	39.0	50
MAU	27.0	29.8	31.8	34.8	42.8	37.3	38.2	37.0	27.9	50
WIN	30.4	32.6	35.3	34.7	42.1	42.0	38.0	43.8	38.1	50

Integrated Postsecondary Education Data System (IPEDS)

2022 Actual based on Fall 2019 IPEDS FT Cohort
 Cohort size: HAW, 365; HON, 337; KAP, 490; KAU, 136;
 LEE, 752; MAU, 384; WIN, 202, UHCC, 2,666: 37.2%

- Percent fall first-time, full-time, degree-seeking students retained at the same institution the following fall.

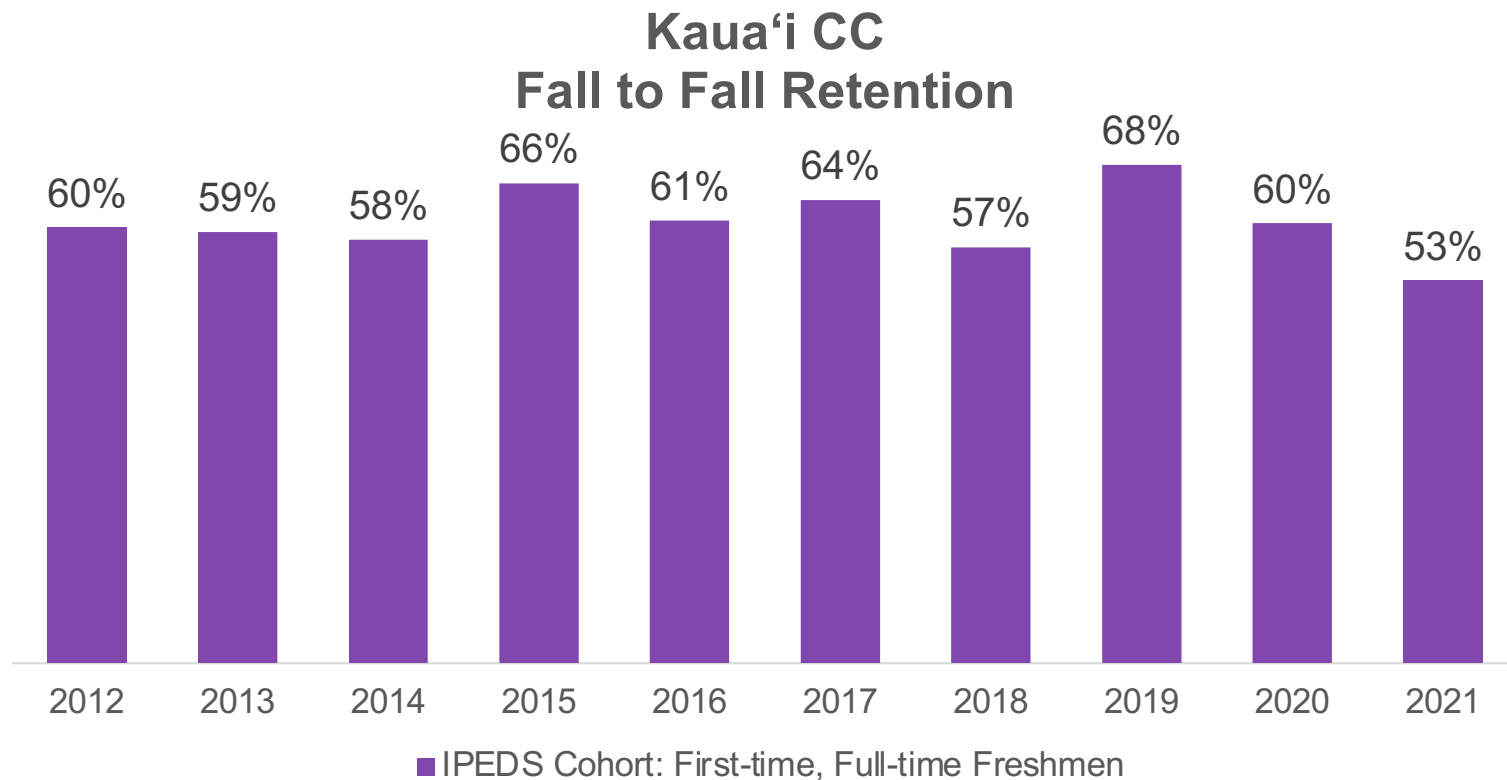


Goal: 65%

Fall 2021 IPEDS Full-time Cohort

Cohort size: HAW, 226; HON, 242; KAP, 397; KAU, 101;
LEE, 512; MAU, 265; WIN, 137; UHCC, 1,880

- Percent fall first-time, full-time, degree-seeking students retained at same institution the following fall.



Goal: 65%

Fall 2021 IPEDS Full-time Cohort

Cohort size: HAW, 226; HON, 242; KAP, 397; KAU, 101; LEE, 512; MAU, 265; WIN, 137; UHCC, 1,880

- Percent fall first-time, full-time, degree-seeking students retained at same institution the following fall.

	Actual %							Goal
	2015	2016	2017	2018	2019	2020	2021	2021
HAW	61.5	60.9	55.8	64.3	62.2	58.2	47.3	65
HON	53.6	49.8	53.4	50.9	56.1	60.5	52.5	65
KAP	61.6	61.6	62.5	68.7	68.6	67.9	*65.0	65
KAU	65.9	60.8	63.6	57.1	68.4	60.4	52.5	65
LEE	63.2	64.0	61.5	64.3	64.9	65.5	*66.0	65
MAU	64.8	60.8	62.8	67.3	61.5	64.5	63.4	65
WIN	57.9	58.5	50.2	60.2	61.9	58.4	58.4	65

Goal: 65%

Fall 2021 IPEDS Full-time Cohort
Cohort size: HAW, 226; HON, 242; KAP, 397; KAU, 101;
LEE, 512; MAU, 265; WIN, 137; UHCC, 1,880

First Year English & Math



CONNECTION

ENTRY

PROGRESS &
LEARNING

COMPLETION

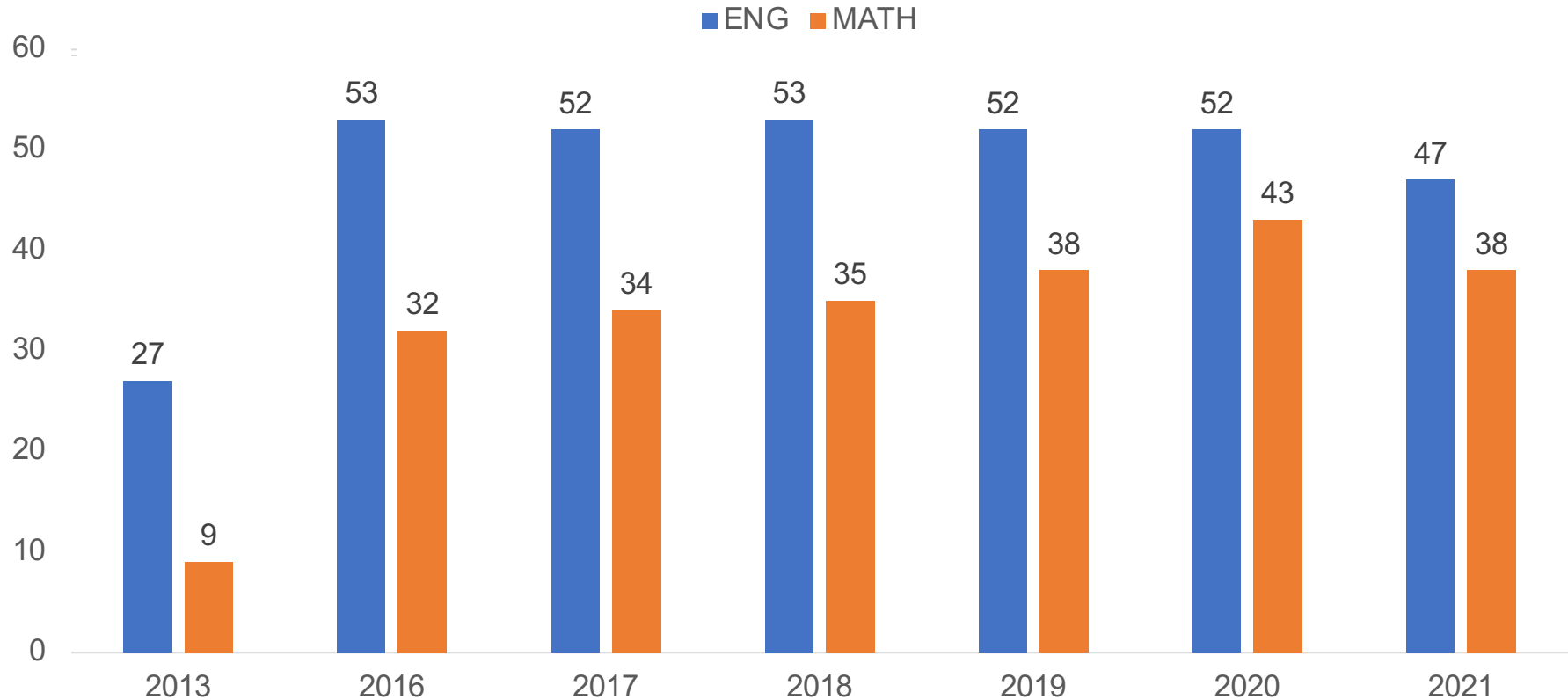
(to transfer
or career)

English & Math Redesign: Incoming students complete college-level English and Math in their first year;

1. Enrollment Goal: 100% of new students enroll in *any* English/Math in their first-year of entry;
1. Efficiency by Placement Goal: 70%-75% of new students complete college-level English/Math within two semesters of attempting;
1. Student Learning Goal: All students meet course student learning outcomes;

Goal: Incoming, degree-seeking students enroll and complete college-level English and Math in their first year.

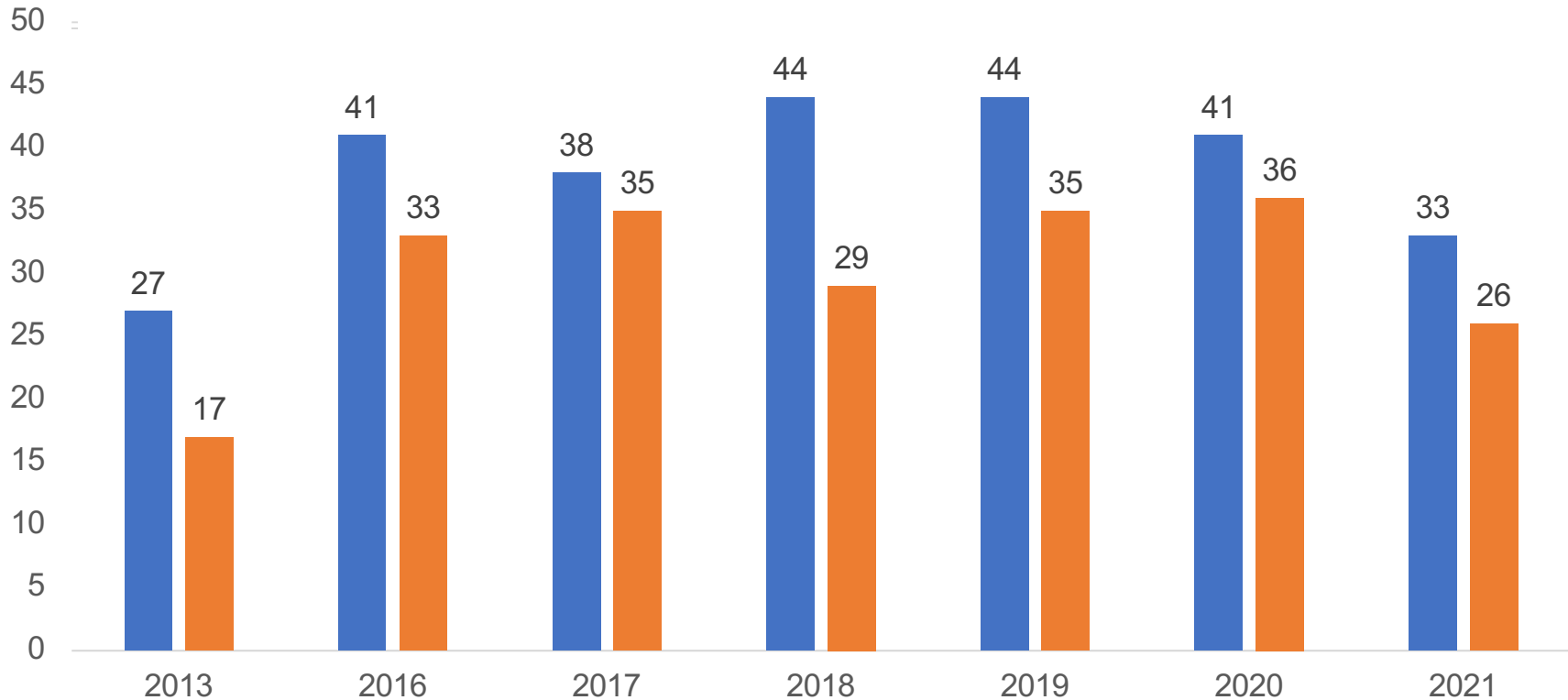
UH Community Colleges, College-level English, Math completion in first year of entry

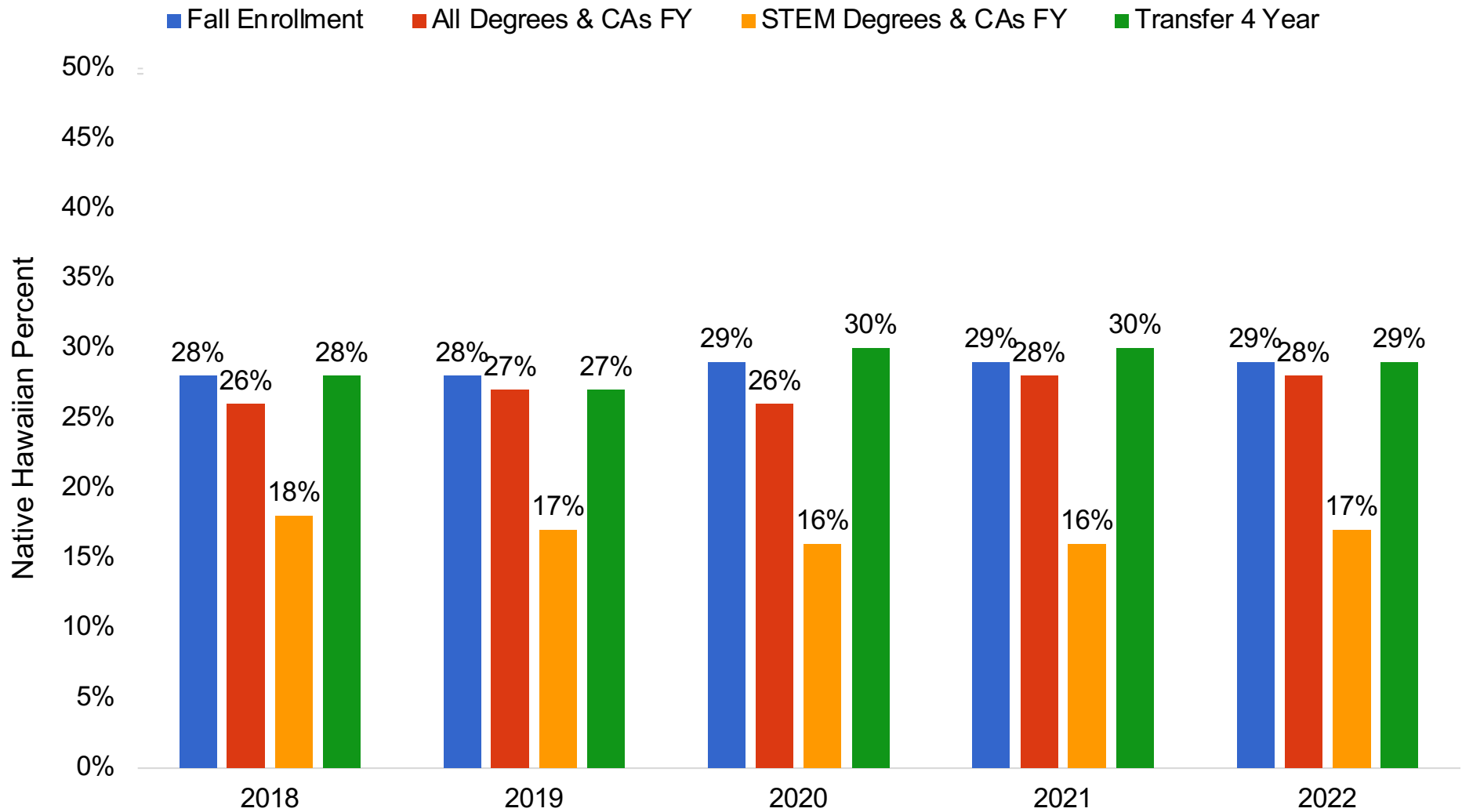


College-level English, Math completion within two semesters of entry

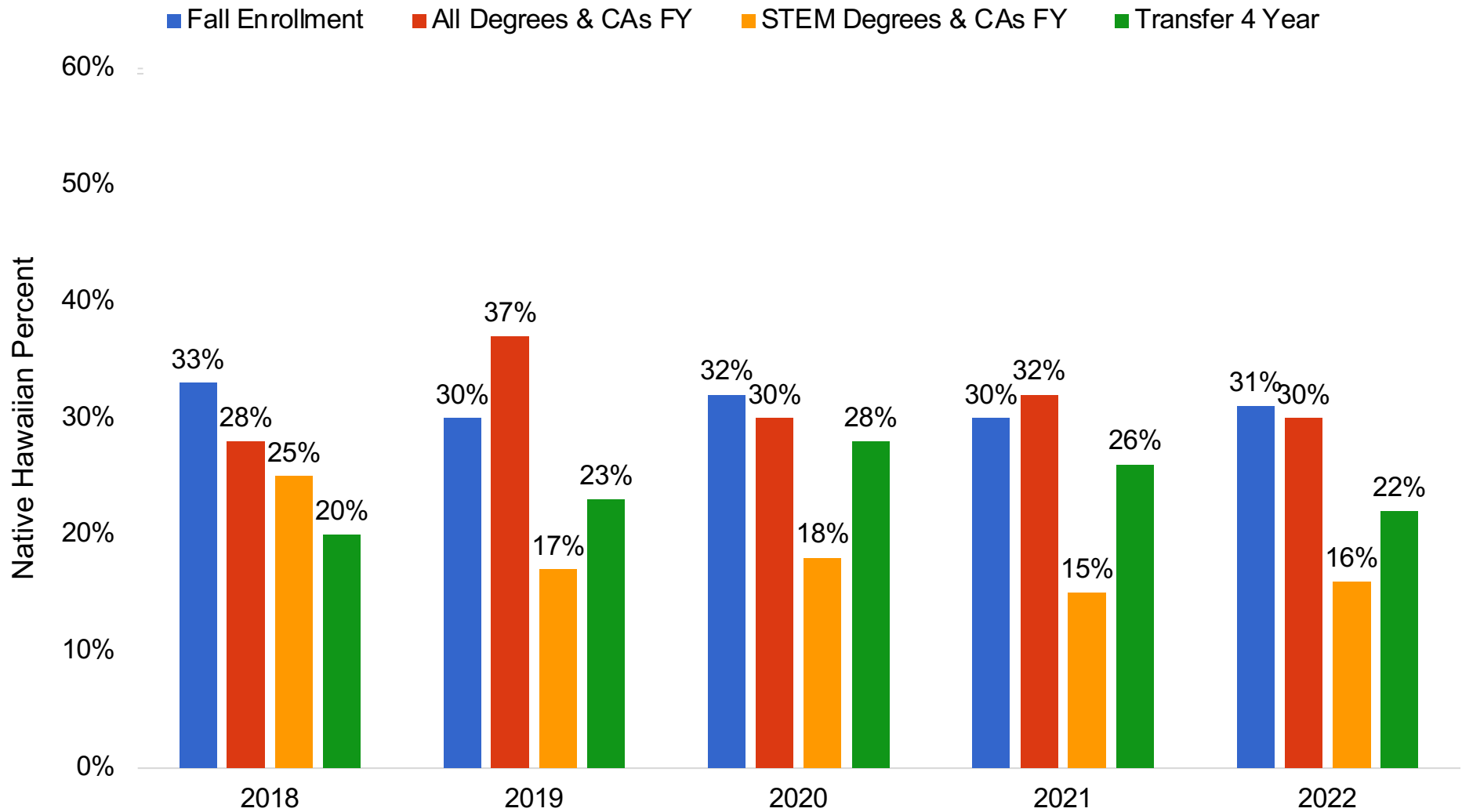
Kauai CC

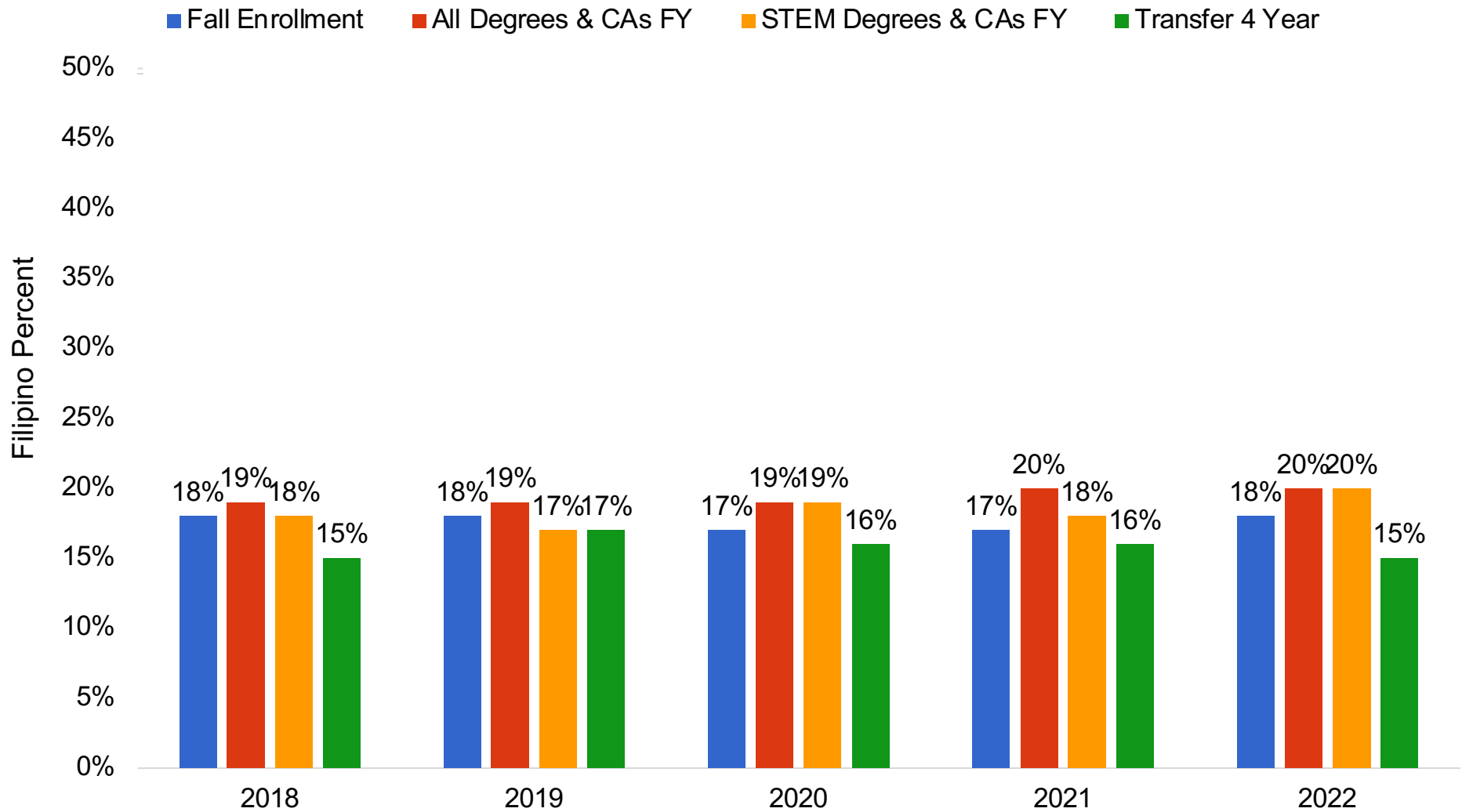
■ ENG ■ MATH

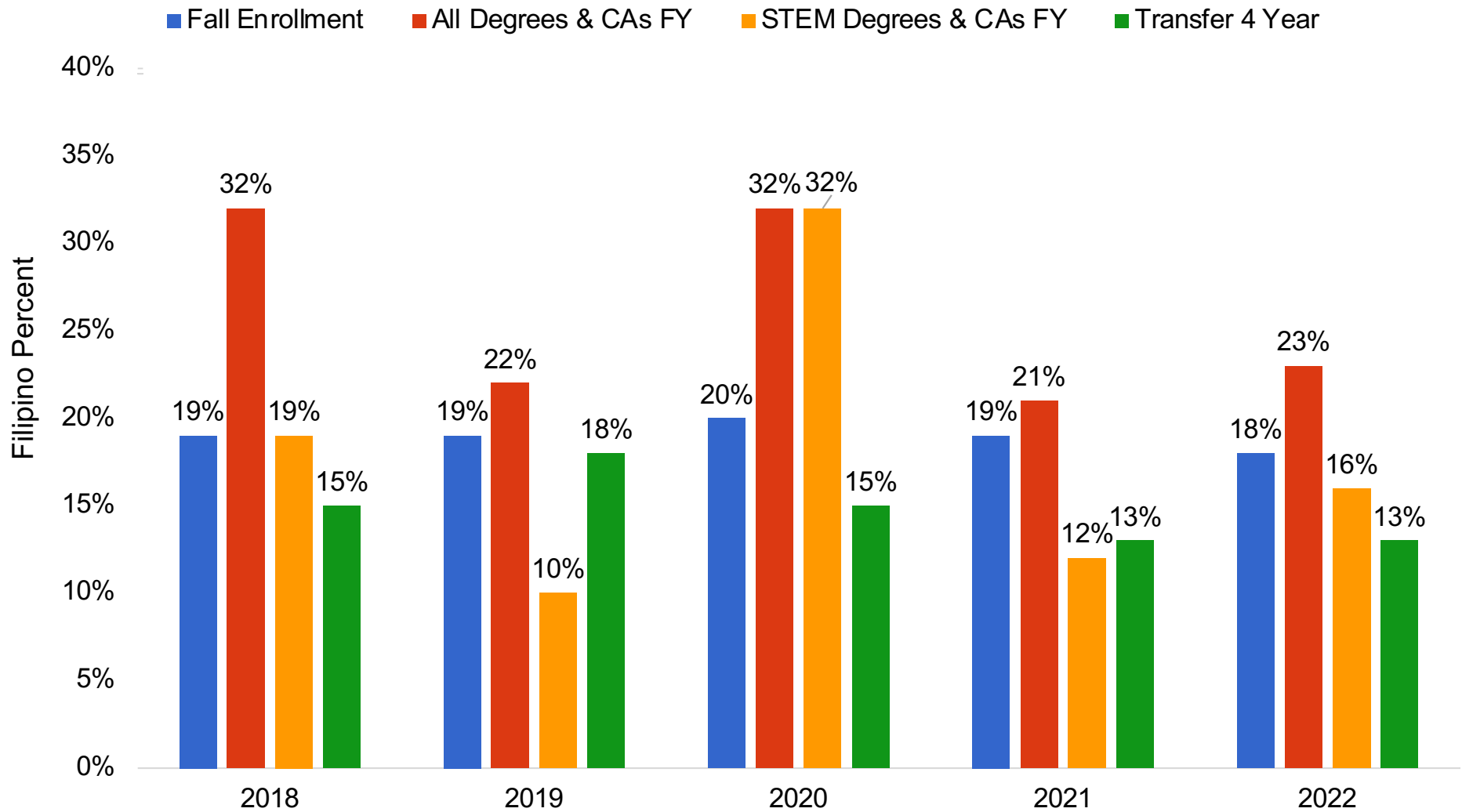




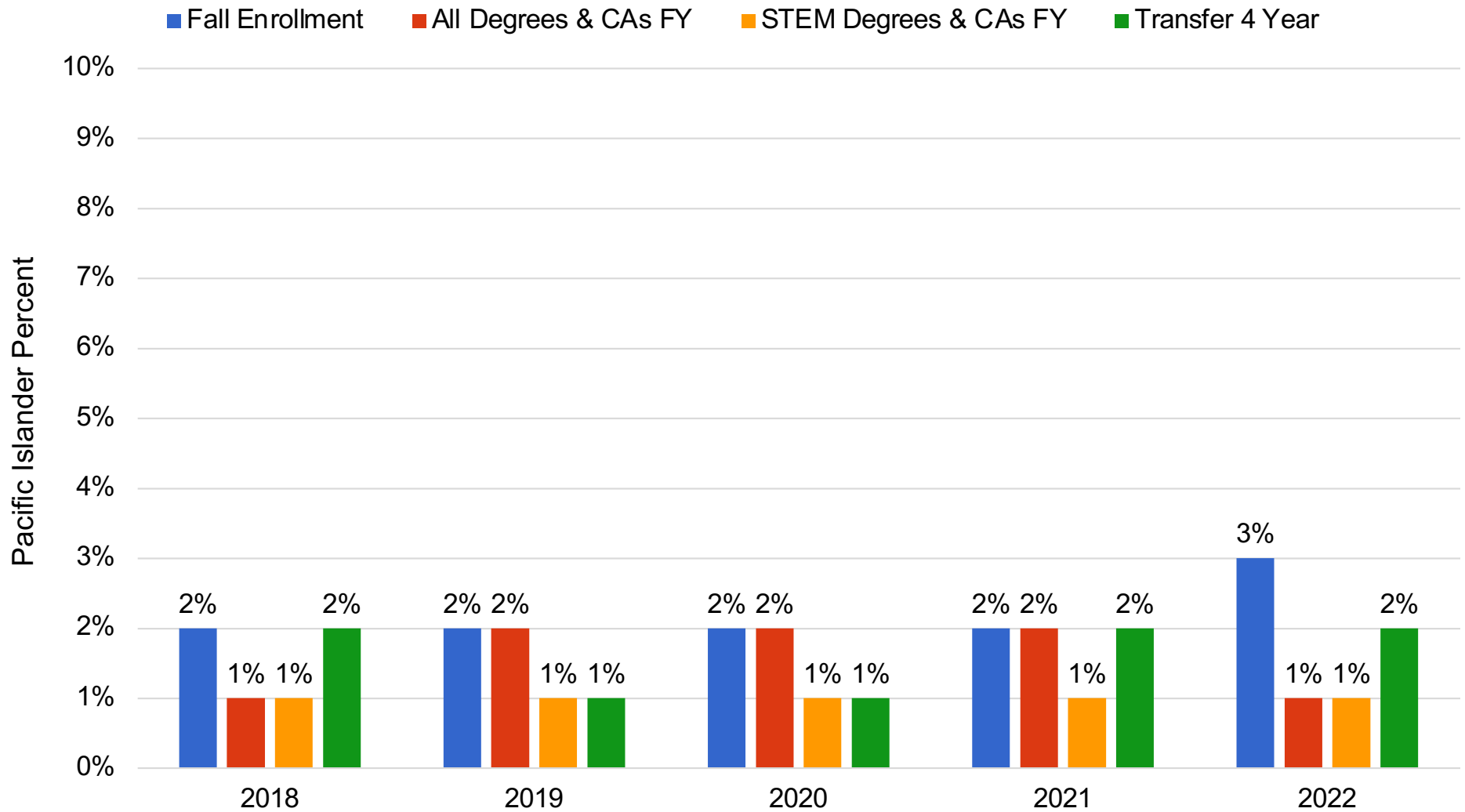
Closing Native Hawaiian Success Gaps



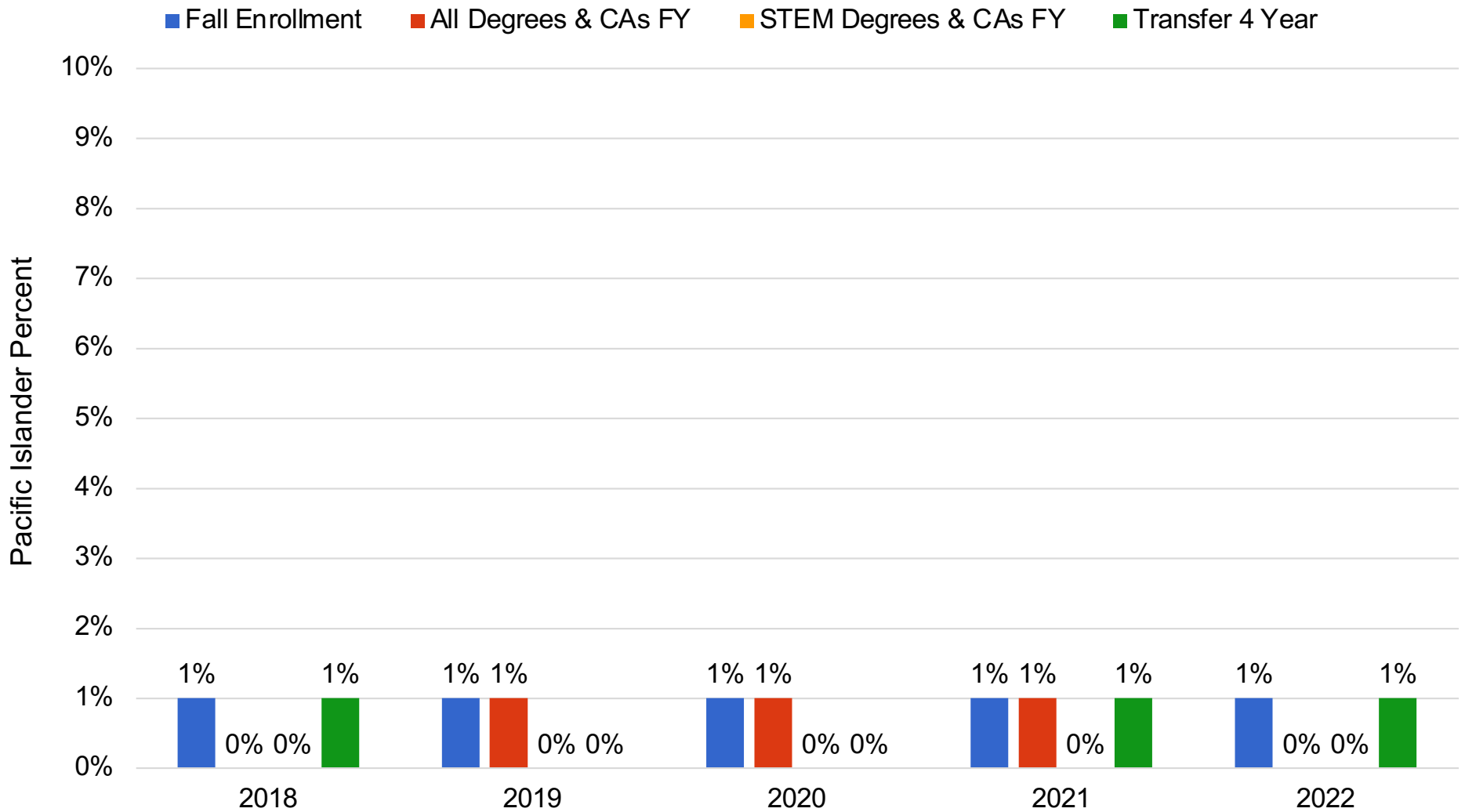




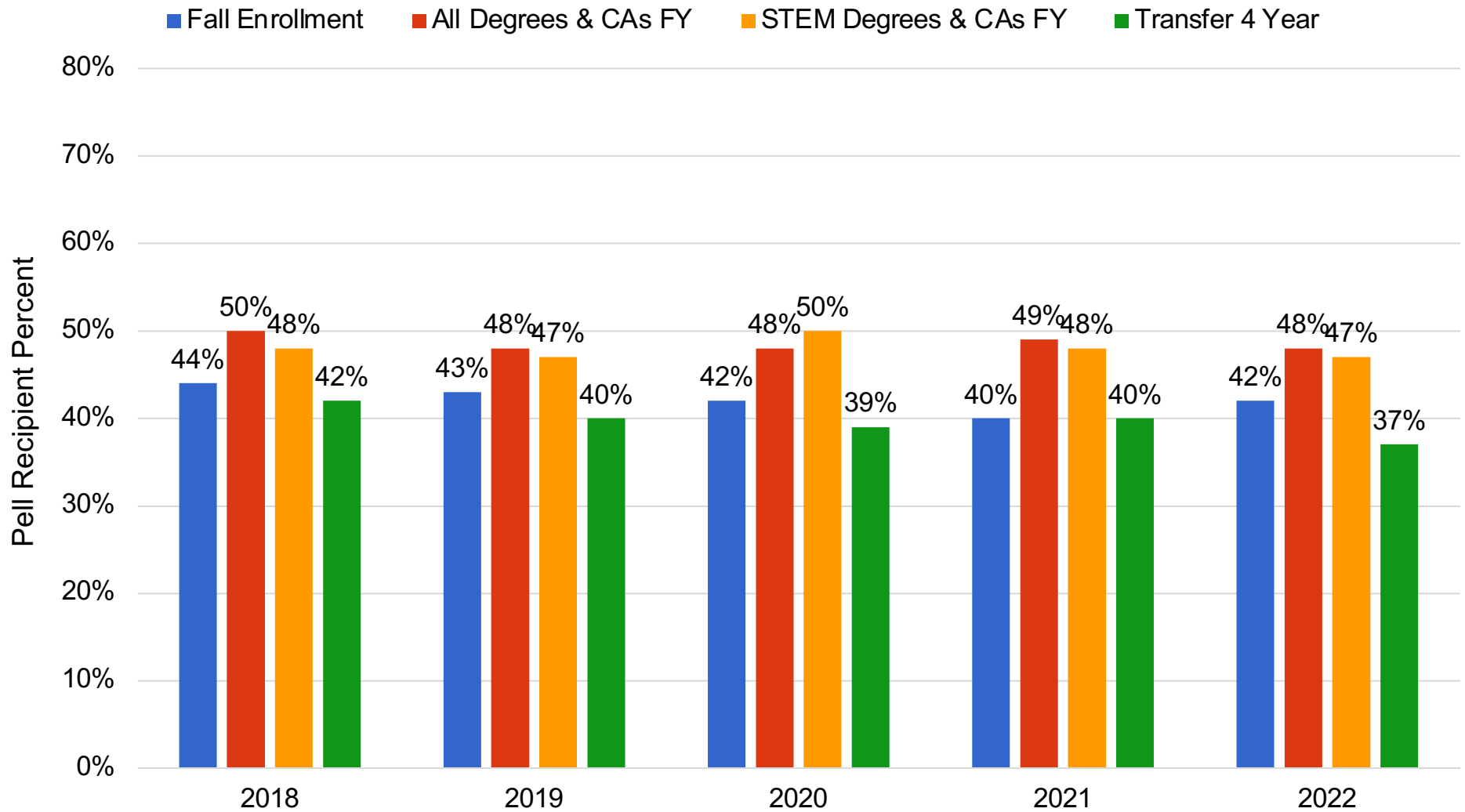
Closing Pacific Islander Success Gaps



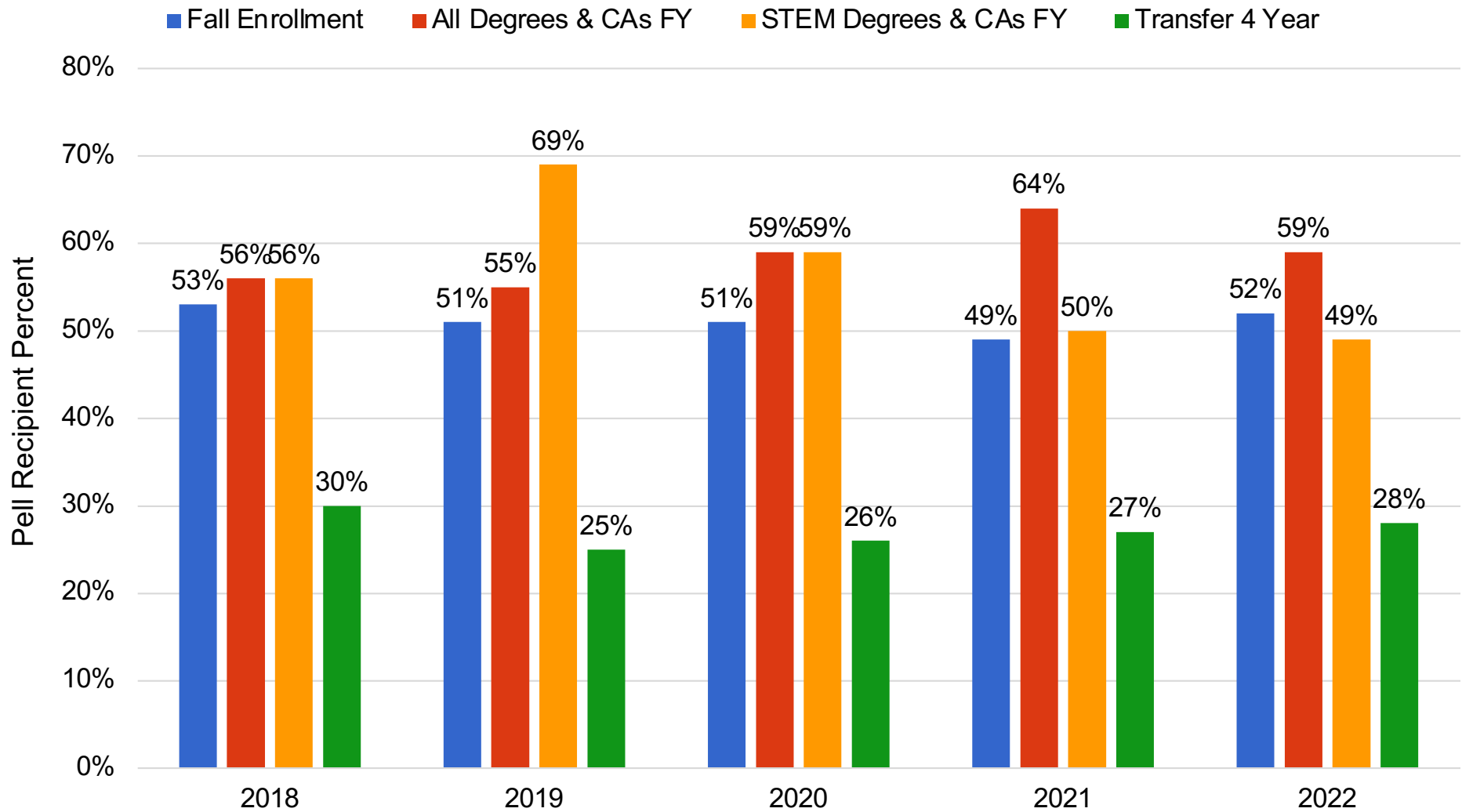
Closing Pacific Islander Success Gaps



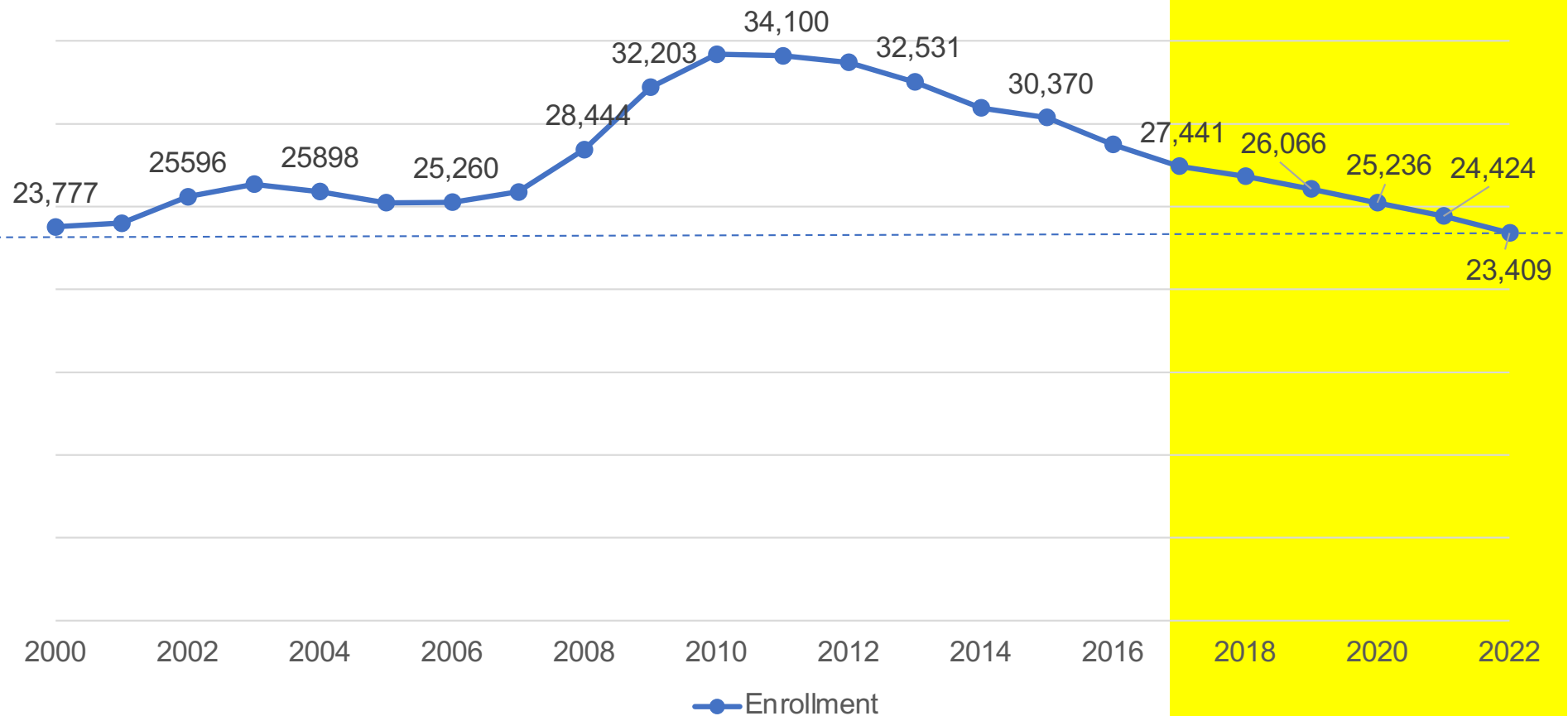
Closing Pell Recipient Success Gaps



Closing Pell Recipient Success Gaps



Enrollment



UHCC Enrollment – Historical, Projected and Targeted

Measure	Historical Headcount Enrollment				Projected Headcount Enrollment			Target Headcount Enrollment		
	Fall 2019	Fall 2020	Fall 2021	Fall 2022	Fall 2023	Fall 2024	Fall 2025	Fall 2023	Fall 2024	Fall 2025
Total Enrollment	26,066	25,236	24,424	23,409	23,152	22,989	23,081	23,409	23,643	24,116
% Change	-2.8%	-3.2%	-3.2%	-4.2%	-1.1%	-0.7%	0.4%	0.0%	1.0%	2.0%
SSH Taken by Classified Students	179,514	165,887	146,375	134,614	120,178	118,490	118,418	134,614	135,960	137,320
% Change	-4.1%	-7.6%	-11.8%	-8.0%	-10.7%	-1.4%	-0.1%	0.0%	1.0%	1.0%
Classified Enrollment	18,009	16,941	15,617	14,236	13,860	13,667	13,656	14,236	14,378	14,522
% Change	-3.5%	-5.9%	-7.8%	-8.8%	-2.2%	-1.2%	-0.1%	0.0%	1.0%	1.0%
1 First-time Students (First-Year)	4,230	3,728	3,421	3,507	3,519	3,520	3,614	3,542	3,577	3,649
% Change	2.3%	-11.9%	-8.2%	2.5%	0.3%	0.0%	2.7%	1.0%	1.0%	2.0%
2 Transfers to UH 4 Year Campuses	1,207	1,289	1,168	997	982	968	957	997	1,007	1,017
% Change	-12.3%	6.8%	-9.4%	-14.6%	-1.5%	-1.4%	-1.1%	0.0%	1.0%	1.0%
3 Non-Traditional (Age 25 to 44)	5,455	5,183	4,891	4,334				4,334	4,377	4,421
% Change	-2.1%	-5.0%	-5.6%	-11.4%				0.0%	1.0%	1.0%
4 Continuing / Returning	11,467	10,985	10,271	8,956	8,571	8,380	8,280	8,956	8,956	9,046
% Change	-6.9%	-4.2%	-6.5%	-12.8%	-4.3%	-2.2%	-1.2%	0.0%	0.0%	1.0%
5 Fall-to-Fall 1st Year Retention Rate of First-Time, Full-Time	63.5%	63.5%	63.5%	60.2%				65.0%	65.0%	65.0%
6 Fall-to-Fall 1st year Retention Rate of Transfer, Full-Time	48.9%	52.2%	50.6%	47.6%				53.0%	53.0%	53.0%
7 International	920	693	696	717				717	724	731

UHCC Non-Credit Enrollment



FY 2021 - 2022

Type of Training	Course Registrations
Workforce Training	12,035
Community Education	4,219
Career Readiness	1,335
Total	17,589

2021-23 Action Strategies:

- Sector Partnerships
- Skills training identified by employers
- Industry-valued credentials
- Grant funds for subsidized/no-cost training for unemployed, underemployed, and eligible participants



\$4.5 M of contracts to support job training



\$13.3 M federal workforce grant (2020-23) to support job training



\$16.3 M federal workforce grant (2022-25) to support job training



UHCC Non-Credit by Campus



Fiscal Year 2021-2022, non-credit registrations

Campus	Career Readiness	Community Education	Workforce Training	Totals
Hawai'i	53	472	1,107	1,632
Honolulu	16	84	7,230	7,330
Kapi'olani	227	1,313	607	2,147
Kaua'i	56	373	456	885
Leeward CC	667	1,106	864	2,637
Maui College	16	59	1,652	1,727
Windward	300	812	119	1,231
UHCC Total	1,335	4,219	12,035	17,589

UHCC Non-Credit by Campus



Fiscal Year 2021-2022, Workforce Training

Campus	Workforce Training	Most popular workforce courses
Hawai'i	1,107	Electrician Cont. Competency, Chainsaw Safety
Honolulu	7,230	Electrician Cont. Competency, Plumbers Cont. Competency
Kapi'olani	607	Pharmacy Technician, Phlebotomy
Kaua'i	456	Carpenters Apprentice, Electrician Cont. Competency
Leeward CC	864	DoTax Taxation, Certified Nurse Aide
Maui College	1,652	Carpenters Apprentice, Electrician Cont. Competency
Windward	119	Ocean Safety, E-Commerce
UHCC Total	12,035	



Success is What Counts

The Journey Continues



UNIVERSITY
of HAWAII®
COMMUNITY COLLEGES