

Survey of Entering Student Engagement - Kauai Community College (2024 Administration)

2024 Benchmark Scores Report - Main Survey

Comparison Group: Small Colleges in the 2024 Cohort*

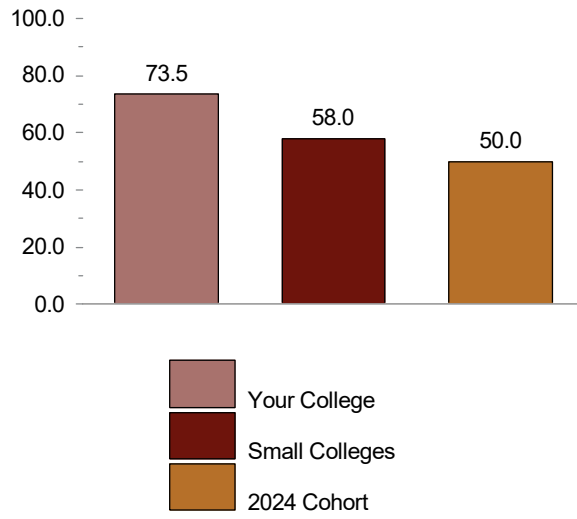
Entering Students Only

[Weighted]

Benchmark	Your College	Small Colleges		2024 Cohort	
	Score	Score	Difference	Score	Difference
Early Connections	73.5	58.0	15.4	50.0	23.5
High Expectations and Aspirations	46.1	49.3	-3.3	50.0	-3.9
Clear Academic Plan and Pathway	66.2	55.1	11.1	50.0	16.2
Effective Track to College Readiness	64.9	49.0	15.8	50.0	14.9
Engaged Learning	59.0	53.4	5.6	50.0	9.0
Academic and Social Support Network	57.6	52.1	5.5	50.0	7.6

* The comparison group and cohort columns on this page INCLUDE your college.

Survey of Entering Student Engagement
Kauai Community College (2024 Administration)
2024 Benchmark Bar Chart - Main Survey
Comparison Group: Small Colleges in the 2024 Cohort*
Entering Students Only
[Weighted]
Early Connections (EARLYCON)



* The comparison group and cohort bars on this page INCLUDE your college.

Survey of Entering Student Engagement - Kauai Community College (2024 Administration)

2024 Benchmark Means Report - Main Survey
 Comparison Group: Small Colleges in the 2024 Cohort*

Entering Students Only

[Weighted]

Early Connections (EARLYCON)

		Your College	Small Colleges		2024 Cohort	
Item	Variable	Mean	Mean	Effect Size**	Mean	Effect Size**
Item 18: Think about your experiences from the time of your decision to attend this college through the end of the first three weeks of your first semester/quarter.						
1 = Strongly disagree, 2 = Disagree, 3 = Neutral, 4 = Agree, 5 = Strongly agree						
18a. The very first time I came to this college I felt welcome [EARLYCON]	WELCOME	4.48	4.26		4.18	
18i. The college provided me with adequate information about financial assistance (scholarships, grants, loans, etc.) [EARLYCON]	FAINFO	4.37	3.84	0.51**	3.69	0.63**
18j. A college staff member helped me determine whether I qualified for financial assistance [EARLYCON]	QUALFA	4.03	3.51		3.25	0.65**
18p. At least one college staff member (other than an instructor) learned my name [EARLYCON]	CSTAFNAM	4.34	3.73		3.45	0.68**
One or more items in this benchmark are not suited to means calculations. Please see the Frequency Distribution that follows for these items.						

* The comparison group and cohort columns on this page EXCLUDE your college.

** T-test: 2-tailed

If a row contains less than 50 respondents, interpret the comparison results cautiously.

Survey of Entering Student Engagement - Kauai Community College (2024 Administration)
2024 Benchmark Frequency Distributions - Main Survey

Comparison Group: Small Colleges in the 2024 Cohort*

Entering Students Only

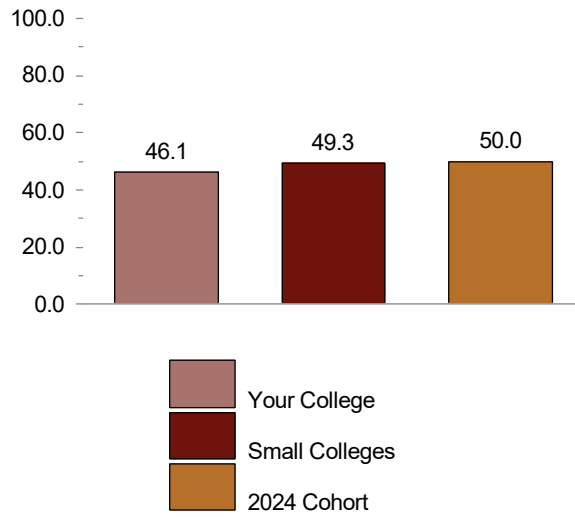
[Weighted]

Early Connections (EARLYCON)

			Your College		Small Colleges		2024 Cohort	
Item	Variable	Responses	Count	Percent	Count	Percent	Count	Percent
Item 18: Think about your experiences from the time of your decision to attend this college through the end of the first three weeks of your first semester/quarter.								
18a. The very first time I came to this college I felt welcome [EARLYCON]	WELCOME	Strongly disagree	0	N/A	30	0.4	218	0.6
		Disagree	1	2.8	62	0.8	363	1.0
		Neutral	3	7.0	1,207	14.7	6,225	17.3
		Agree	13	29.6	3,389	41.2	15,231	42.4
		Strongly agree	26	60.6	3,536	43.0	13,908	38.7
		Total	43	100.0	8,224	100.0	35,945	100.0
18i. The college provided me with adequate information about financial assistance (scholarships, grants, loans, etc.) [EARLYCON]	FAINFO	Strongly disagree	0	N/A	208	2.6	1,340	3.8
		Disagree	0	N/A	679	8.3	3,684	10.3
		Neutral	5	12.7	1,822	22.3	8,819	24.7
		Agree	16	38.1	2,925	35.8	12,665	35.5
		Strongly agree	21	49.2	2,529	31.0	9,216	25.8
		Total	43	100.0	8,164	100.0	35,725	100.0
18j. A college staff member helped me determine whether I qualified for financial assistance [EARLYCON]	QUALFA	Strongly disagree	1	2.9	387	4.7	2,757	7.7
		Disagree	5	13.0	1,366	16.8	7,801	21.9
		Neutral	4	8.6	2,144	26.3	9,606	27.0
		Agree	12	28.9	2,205	27.0	8,553	24.0
		Strongly agree	19	46.6	2,054	25.2	6,898	19.4
		Total	42	100.0	8,156	100.0	35,615	100.0
18p. At least one college staff member (other than an instructor) learned my name [EARLYCON]	CSTAFNAM	Strongly disagree	1	2.9	522	6.4	3,344	9.4
		Disagree	2	5.5	1,061	13.0	6,327	17.7
		Neutral	3	7.0	1,376	16.9	6,829	19.2
		Agree	10	24.0	2,360	28.9	9,081	25.5
		Strongly agree	26	60.6	2,837	34.8	10,076	28.3
		Total	43	100.0	8,156	100.0	35,657	100.0
Item 23								
23. Was a specific person assigned to you so you could see him/her each time you needed information or assistance? [EARLYCON]	ASNPERS	Yes	30	72.6	3,811	48.1	14,537	42.1
		No	11	27.4	4,117	51.9	20,030	57.9
		Total	42	100.0	7,928	100.0	34,567	100.0

* The comparison group and cohort columns on this page EXCLUDE your college.
Please see Table 1 for unweighted sample and population values of demographic items.

Survey of Entering Student Engagement
Kauai Community College (2024 Administration)
2024 Benchmark Bar Chart - Main Survey
Comparison Group: Small Colleges in the 2024 Cohort*
Entering Students Only
[Weighted]
High Expectations and Aspirations (HIEXPECT)



* The comparison group and cohort bars on this page INCLUDE your college.

Survey of Entering Student Engagement - Kauai Community College (2024 Administration)

2024 Benchmark Means Report - Main Survey
 Comparison Group: Small Colleges in the 2024 Cohort*

Entering Students Only

[Weighted]

High Expectations and Aspirations (HIEXPECT)

		Your College	Small Colleges		2024 Cohort	
Item	Variable	Mean	Mean	Effect Size**	Mean	Effect Size**
Item 18: Think about your experiences from the time of your decision to attend this college through the end of the first three weeks of your first semester/quarter.						
1 = Strongly disagree, 2 = Disagree, 3 = Neutral, 4 = Agree, 5 = Strongly agree						
18b. The instructors at this college want me to succeed [HIEXPECT]	WNTSCCD	4.55	4.41		4.37	
18t. I have the motivation to do what it takes to succeed in college [HIEXPECT]	ITTAKES	4.24	4.32		4.27	
18u. I am prepared academically to succeed in college [HIEXPECT]	ACPRPRD	4.23	4.27		4.24	
Item 19: During the first three weeks of your first semester/quarter at this college, about how often did you do the following?						
1 = Never, 2 = Once, 3 = Two or three times, 4 = Four or more times						
19c. Turn in an assignment late [HIEXPECT]	LATETURN	2.00	1.81		1.77	
19d. Not turn in an assignment [HIEXPECT]	NOTTURN	1.69	1.49		1.50	
19f. Come to class without completing readings or assignments [HIEXPECT]	NOTCOMPL	1.61	1.57		1.60	
19s. Skip class [HIEXPECT]	SKIPCL	1.39	1.29		1.27	

* The comparison group and cohort columns on this page EXCLUDE your college.

** T-test: 2-tailed

If a row contains less than 50 respondents, interpret the comparison results cautiously.

Survey of Entering Student Engagement - Kauai Community College (2024 Administration)

2024 Benchmark Frequency Distributions - Main Survey

Comparison Group: Small Colleges in the 2024 Cohort*

Entering Students Only

[Weighted]

High Expectations and Aspirations (HIEXPACT)

			Your College		Small Colleges		2024 Cohort	
Item	Variable	Responses	Count	Percent	Count	Percent	Count	Percent
Item 18: Think about your experiences from the time of your decision to attend this college through the end of the first three weeks of your first semester/quarter.								
18b. The instructors at this college want me to succeed [HIEXPACT]	WNTSCCD	Strongly disagree	0	N/A	16	0.2	121	0.3
		Disagree	0	N/A	37	0.4	202	0.6
		Neutral	1	2.8	684	8.3	3,337	9.3
		Agree	17	39.3	3,299	40.2	14,793	41.2
		Strongly agree	25	57.9	4,179	50.9	17,428	48.6
		Total	43	100.0	8,215	100.0	35,882	100.0
18t. I have the motivation to do what it takes to succeed in college [HIEXPACT]	ITTAKES	Strongly disagree	0	N/A	53	0.6	311	0.9
		Disagree	0	N/A	145	1.8	771	2.2
		Neutral	10	22.5	952	11.6	4,603	12.9
		Agree	13	31.0	3,056	37.3	13,509	37.7
		Strongly agree	20	46.5	3,976	48.6	16,626	46.4
		Total	43	100.0	8,181	100.0	35,820	100.0
18u. I am prepared academically to succeed in college [HIEXPACT]	ACPRPRD	Strongly disagree	0	N/A	42	0.5	234	0.7
		Disagree	1	2.8	136	1.7	642	1.8
		Neutral	7	15.3	1,132	13.8	5,139	14.3
		Agree	16	38.1	3,185	38.8	14,149	39.4
		Strongly agree	19	43.8	3,712	45.2	15,730	43.8
		Total	43	100.0	8,208	100.0	35,893	100.0
Item 19: During the first three weeks of your first semester/quarter at this college, about how often did you do the following?								
19c. Turn in an assignment late [HIEXPACT]	LATETURN	Never	18	42.6	3,807	46.4	17,359	48.3
		Once	10	23.7	2,539	30.9	10,865	30.2
		Two or three times	11	25.2	1,502	18.3	6,224	17.3
		Four or more times	4	8.5	364	4.4	1,472	4.1
				Total	43	100.0	8,212	100.0
19d. Not turn in an assignment [HIEXPACT]	NOTTURN	Never	23	53.8	5,435	66.5	23,488	65.8
		Once	13	29.5	1,714	21.0	7,741	21.7
		Two or three times	5	11.1	779	9.5	3,454	9.7
		Four or more times	2	5.6	241	3.0	1,018	2.9
				Total	43	100.0	8,169	100.0
19f. Come to class without completing readings or assignments [HIEXPACT]	NOTCOMPL	Never	27	61.9	5,004	60.8	21,185	59.0
		Once	9	21.1	1,989	24.2	9,152	25.5
		Two or three times	5	11.3	983	11.9	4,311	12.0
		Four or more times	2	5.6	258	3.1	1,262	3.5
				Total	43	100.0	8,234	100.0

* The comparison group and cohort columns on this page EXCLUDE your college.

Please see Table 1 for unweighted sample and population values of demographic items.

Survey of Entering Student Engagement - Kauai Community College (2024 Administration)
2024 Benchmark Frequency Distributions - Main Survey

Comparison Group: Small Colleges in the 2024 Cohort*

Entering Students Only

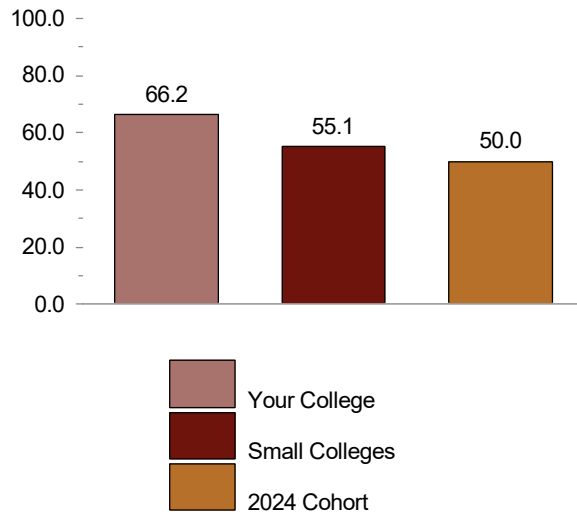
[Weighted]

High Expectations and Aspirations (HIEXPECT)

			Your College		Small Colleges		2024 Cohort	
Item	Variable	Responses	Count	Percent	Count	Percent	Count	Percent
Item 19: During the first three weeks of your first semester/quarter at this college, about how often did you do the following?								
19s. Skip class [HIEXPECT]	SKIPCL	Never	31	74.0	6,535	79.3	29,026	80.6
		Once	7	15.9	1,116	13.5	4,589	12.7
		Two or three times	3	7.1	479	5.8	1,942	5.4
		Four or more times	1	3.0	115	1.4	449	1.2
		Total	42	100.0	8,245	100.0	36,005	100.0

* The comparison group and cohort columns on this page EXCLUDE your college.
Please see Table 1 for unweighted sample and population values of demographic items.

Survey of Entering Student Engagement
Kauai Community College (2024 Administration)
2024 Benchmark Bar Chart - Main Survey
Comparison Group: Small Colleges in the 2024 Cohort*
Entering Students Only
[Weighted]
Clear Academic Plan and Pathway (ACADPLAN)



* The comparison group and cohort bars on this page INCLUDE your college.

Survey of Entering Student Engagement - Kauai Community College (2024 Administration)

2024 Benchmark Means Report - Main Survey
 Comparison Group: Small Colleges in the 2024 Cohort*

Entering Students Only

[Weighted]

Clear Academic Plan and Pathway (ACADPLAN)

		Your College	Small Colleges		2024 Cohort	
Item	Variable	Mean	Mean	Effect Size**	Mean	Effect Size**
Item 18: Think about your experiences from the time of your decision to attend this college through the end of the first three weeks of your first semester/quarter.						
1 = Strongly disagree, 2 = Disagree, 3 = Neutral, 4 = Agree, 5 = Strongly agree						
18d. I was able to meet with an academic advisor at times convenient for me [ACADPLAN]	AACONTIM	4.43	4.16		3.99	
18e. An advisor helped me to select a course of study, program, or major [ACADPLAN]	AASELMAJ	4.34	4.13		3.97	
18f. An advisor helped me to set academic goals and to create a plan for achieving them [ACADPLAN]	ACADGOAL	4.20	3.78		3.60	0.53**
18g. An advisor helped me to identify the courses I needed to take during my first semester/quarter [ACADPLAN]	CRSADV	4.45	4.29		4.13	
18h. A college staff member talked with me about my commitments outside of school (work, children, dependents, etc.) to help me figure out how many courses to take [ACADPLAN]	OSCOMM	4.05	3.31	0.62**	3.09	0.79**

* The comparison group and cohort columns on this page EXCLUDE your college.

** T-test: 2-tailed

If a row contains less than 50 respondents, interpret the comparison results cautiously.

Survey of Entering Student Engagement - Kauai Community College (2024 Administration)
2024 Benchmark Frequency Distributions - Main Survey

Comparison Group: Small Colleges in the 2024 Cohort*

Entering Students Only

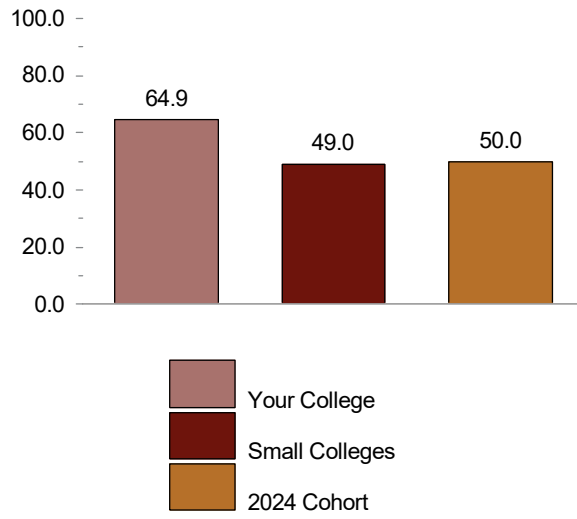
[Weighted]

Clear Academic Plan and Pathway (ACADPLAN)

Item	Variable	Responses	Your College		Small Colleges		2024 Cohort	
			Count	Percent	Count	Percent	Count	Percent
Item 18: Think about your experiences from the time of your decision to attend this college through the end of the first three weeks of your first semester/quarter.								
18d. I was able to meet with an academic advisor at times convenient for me [ACADPLAN]	AACONTIM	Strongly disagree	0	N/A	59	0.7	639	1.8
		Disagree	0	N/A	230	2.8	1,689	4.7
		Neutral	5	11.3	1,330	16.3	7,436	20.9
		Agree	15	33.8	3,257	40.0	13,640	38.3
		Strongly agree	24	54.8	3,273	40.2	12,205	34.3
		Total	43	100.0	8,149	100.0	35,609	100.0
18e. An advisor helped me to select a course of study, program, or major [ACADPLAN]	AASELMAJ	Strongly disagree	0	N/A	145	1.8	1,150	3.2
		Disagree	1	2.8	461	5.7	2,758	7.7
		Neutral	6	14.2	1,173	14.4	5,717	16.1
		Agree	13	29.7	2,750	33.8	12,271	34.5
		Strongly agree	23	53.4	3,603	44.3	13,711	38.5
		Total	43	100.0	8,133	100.0	35,607	100.0
18f. An advisor helped me to set academic goals and to create a plan for achieving them [ACADPLAN]	ACADGOAL	Strongly disagree	0	N/A	200	2.5	1,477	4.2
		Disagree	1	2.8	795	9.8	4,696	13.2
		Neutral	7	16.8	2,163	26.6	9,658	27.2
		Agree	16	37.9	2,442	30.0	10,394	29.2
		Strongly agree	18	42.4	2,535	31.2	9,342	26.3
		Total	43	100.0	8,135	100.0	35,567	100.0
18g. An advisor helped me to identify the courses I needed to take during my first semester/quarter [ACADPLAN]	CRSADV	Strongly disagree	0	N/A	76	0.9	893	2.5
		Disagree	0	N/A	235	2.9	1,738	4.9
		Neutral	2	5.6	819	10.0	4,374	12.3
		Agree	19	43.6	3,167	38.8	13,638	38.2
		Strongly agree	22	50.8	3,865	47.3	15,062	42.2
		Total	43	100.0	8,163	100.0	35,705	100.0
18h. A college staff member talked with me about my commitments outside of school (work, children, dependents, etc.) to help me figure out how many courses to take [ACADPLAN]	OSCOMM	Strongly disagree	0	N/A	521	6.4	3,338	9.4
		Disagree	3	6.8	1,756	21.5	9,319	26.1
		Neutral	9	21.0	2,269	27.8	9,654	27.1
		Agree	14	32.6	1,898	23.3	7,320	20.5
		Strongly agree	17	39.6	1,710	21.0	6,009	16.9
		Total	43	100.0	8,154	100.0	35,639	100.0

* The comparison group and cohort columns on this page EXCLUDE your college.
Please see Table 1 for unweighted sample and population values of demographic items.

Survey of Entering Student Engagement
Kauai Community College (2024 Administration)
2024 Benchmark Bar Chart - Main Survey
Comparison Group: Small Colleges in the 2024 Cohort*
Entering Students Only
[Weighted]
Effective Track to College Readiness (COLLREAD)



* The comparison group and cohort bars on this page INCLUDE your college.

Survey of Entering Student Engagement - Kauai Community College (2024 Administration)

2024 Benchmark Means Report - Main Survey
 Comparison Group: Small Colleges in the 2024 Cohort*
 Entering Students Only
 [Weighted]
 Effective Track to College Readiness (COLLREAD)

		Your College	Small Colleges		2024 Cohort	
Item	Variable	Mean	Mean	Effect Size**	Mean	Effect Size**
Item 21: Think about your experiences from the time of your decision to attend this college through the end of the first three weeks of your first semester/quarter. Within a class, or through another experience at this college:						
1 = Strongly disagree, 2 = Disagree, 3 = Neutral, 4 = Agree, 5 = Strongly agree						
21a. I learned to improve my study skills (listening, note taking, highlighting readings, working with others, etc.) [COLLREAD]	LNDSTUDY	4.07	4.07		4.03	
21b. I learned to understand my academic strengths and weaknesses [COLLREAD]	LNDACAWK	4.12	4.07		4.03	
21c. I learned skills and strategies to improve my test-taking ability [COLLREAD]	LNSKILLS	3.99	3.80		3.73	
One or more items in this benchmark are not suited to means calculations. Please see the Frequency Distribution that follows for these items.						

* The comparison group and cohort columns on this page EXCLUDE your college.
 ** T-test: 2-tailed
 If a row contains less than 50 respondents, interpret the comparison results cautiously.

Survey of Entering Student Engagement - Kauai Community College (2024 Administration)

2024 Benchmark Frequency Distributions - Main Survey

Comparison Group: Small Colleges in the 2024 Cohort*

Entering Students Only

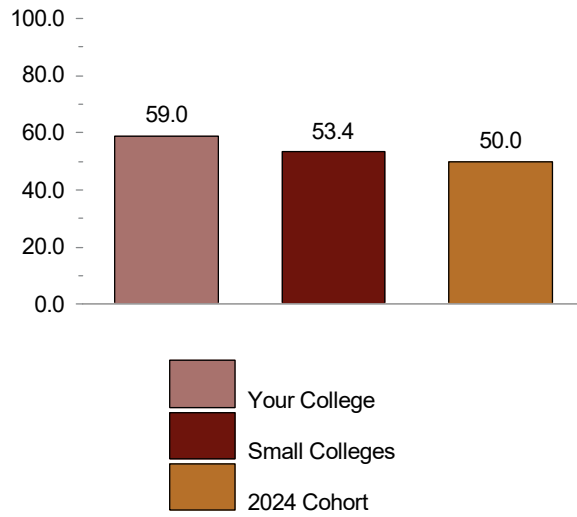
[Weighted]

Effective Track to College Readiness (COLLREAD)

Item	Variable	Responses	Your College		Small Colleges		2024 Cohort	
			Count	Percent	Count	Percent	Count	Percent
Item 12: Think about your experiences from the time of your decision to attend this college through the end of the first three weeks of your first semester/quarter.								
12a. Before I could register for classes, I was required to take a placement test (COMPASS, ASSET, ACCUPLACER, SAT, ACT, etc.) to assess my skills in reading, writing, and/or math [COLLREAD]	REQPTST	Yes	36	83.3	3,844	47.7	18,329	52.0
		No	7	16.7	4,209	52.3	16,906	48.0
		Total	43	100.0	8,052	100.0	35,235	100.0
12b. I took a placement test (COMPASS, ASSET, ACCUPLACER, SAT, ACT, etc.) [COLLREAD]	TKPTST	Yes	36	83.3	4,650	58.4	21,642	62.3
		No	7	16.7	3,306	41.6	13,093	37.7
		Total	43	100.0	7,956	100.0	34,735	100.0
Item 14								
14. This college required me to enroll in classes indicated by my placement test scores during my first semester/quarter [COLLREAD]	REQCLASS	Yes	22	62.6	2,606	41.6	12,446	43.2
		No	13	37.4	3,654	58.4	16,349	56.8
		Total	36	100.0	6,260	100.0	28,794	100.0
Item 21: Think about your experiences from the time of your decision to attend this college through the end of the first three weeks of your first semester/quarter. Within a class, or through another experience at this college:								
21a. I learned to improve my study skills (listening, note taking, highlighting readings, working with others, etc.) [COLLREAD]	LNDSTUDY	Strongly disagree	0	N/A	94	1.2	496	1.4
		Disagree	1	2.9	303	3.7	1,252	3.6
		Neutral	10	23.1	1,483	18.3	6,767	19.3
		Agree	16	37.7	3,265	40.4	14,646	41.7
		Strongly agree	15	36.3	2,942	36.4	11,962	34.1
		Total	42	100.0	8,088	100.0	35,123	100.0
21b. I learned to understand my academic strengths and weaknesses [COLLREAD]	LNDACAWK	Strongly disagree	0	N/A	75	0.9	384	1.1
		Disagree	2	5.8	265	3.3	1,176	3.3
		Neutral	7	17.5	1,507	18.6	6,960	19.8
		Agree	15	35.6	3,459	42.7	15,302	43.5
		Strongly agree	17	41.1	2,798	34.5	11,366	32.3
		Total	42	100.0	8,104	100.0	35,188	100.0
21c. I learned skills and strategies to improve my test-taking ability [COLLREAD]	LNDKLLS	Strongly disagree	1	1.4	162	2.0	803	2.3
		Disagree	2	5.8	647	8.0	3,026	8.6
		Neutral	9	20.4	2,239	27.7	10,273	29.2
		Agree	16	37.5	2,677	33.0	11,695	33.2
		Strongly agree	15	35.0	2,374	29.3	9,377	26.7
		Total	42	100.0	8,099	100.0	35,173	100.0

* The comparison group and cohort columns on this page EXCLUDE your college.
Please see Table 1 for unweighted sample and population values of demographic items.

Survey of Entering Student Engagement
Kauai Community College (2024 Administration)
2024 Benchmark Bar Chart - Main Survey
Comparison Group: Small Colleges in the 2024 Cohort*
Entering Students Only
[Weighted]
Engaged Learning (ENGAGLRN)



* The comparison group and cohort bars on this page INCLUDE your college.

Survey of Entering Student Engagement - Kauai Community College (2024 Administration)

2024 Benchmark Means Report - Main Survey

Comparison Group: Small Colleges in the 2024 Cohort*

Entering Students Only

[Weighted]

Engaged Learning (ENGAGLRN)

		Your College	Small Colleges		2024 Cohort	
Item	Variable	Mean	Mean	Effect Size**	Mean	Effect Size**
Item 19: During the first three weeks of your first semester/quarter at this college, about how often did you do the following?						
1 = Never, 2 = Once, 3 = Two or three times, 4 = Four or more times						
19a. Ask questions in class or contribute to class discussions [ENGAGLRN]	ASKQUES	2.89	2.84		2.82	
19b. Prepare at least two drafts of a paper or assignment before turning it in [ENGAGLRN]	PREPDRFT	2.13	2.07		2.10	
19e. Participate in supplemental instruction (extra class sessions with an instructor, tutor, or experienced student) [ENGAGLRN]	SUPINSTR	1.84	1.56		1.52	
19g. Work with other students on a project or assignment during class [ENGAGLRN]	PINCLASS	2.67	2.37		2.39	
19h. Work with classmates outside of class on class projects or assignments [ENGAGLRN]	PREPOUTC	1.66	1.65		1.58	
19i. Participate in a required study group outside of class [ENGAGLRN]	GRPSTUDY	1.27	1.32		1.29	
19j. Participate in a student-initiated (not required) study group outside of class [ENGAGLRN]	NRGSTUDY	1.42	1.35		1.32	
19k. Use an electronic tool (e-mail, text messaging, Facebook, MySpace, class Web site, etc.) to communicate with another student about coursework [ENGAGLRN]	USEINTMG	2.20	2.16		2.15	
19l. Use an electronic tool (e-mail, text messaging, Facebook, MySpace, class Web site, etc.) to communicate with an instructor about coursework [ENGAGLRN]	MAILFAC	2.69	2.51		2.43	
19m. Discuss an assignment or grade with an instructor [ENGAGLRN]	FACASSN	2.35	2.16		2.09	
19n. Ask for help from an instructor regarding questions or problems related to a class [ENGAGLRN]	CLASSREL	2.85	2.42		2.38	
19o. Receive prompt written or oral feedback from instructors on your performance [ENGAGLRN]	FEEDBACK	3.10	2.60		2.56	0.53**
19q. Discuss ideas from your readings or classes with instructors outside of class [ENGAGLRN]	FACIDOC	1.95	1.65		1.61	
Item 20.2: Think about your experiences from the time of your decision to attend this college through the end of the first three weeks of your first semester/quarter. How often did you use the following services?						
1 = Never, 2 = Once, 3 = Two or three times, 4 = Four or more times						
20.2d. Face-to-face tutoring [ENGAGLRN]	FFTUSE	1.50	1.32		1.31	
20.2f. Writing, math, or other skill lab [ENGAGLRN]	SKLABUSE	1.23	1.64		1.57	
20.2h. Computer lab [ENGAGLRN]	COMLBUSE	1.39	1.71		1.68	

* The comparison group and cohort columns on this page EXCLUDE your college.

** T-test: 2-tailed

If a row contains less than 50 respondents, interpret the comparison results cautiously.

Survey of Entering Student Engagement - Kauai Community College (2024 Administration)
2024 Benchmark Frequency Distributions - Main Survey

Comparison Group: Small Colleges in the 2024 Cohort*

Entering Students Only

[Weighted]

Engaged Learning (ENGAGLRN)

			Your College		Small Colleges		2024 Cohort	
Item	Variable	Responses	Count	Percent	Count	Percent	Count	Percent
Item 19: During the first three weeks of your first semester/quarter at this college, about how often did you do the following?								
19a. Ask questions in class or contribute to class discussions [ENGAGLRN]	ASKQUES	Never	4	9.9	799	9.7	3,405	9.4
		Once	9	21.1	1,808	21.9	8,267	22.9
		Two or three times	17	39.4	3,584	43.4	15,749	43.7
		Four or more times	13	29.6	2,069	25.1	8,625	23.9
		Total	43	100.0	8,260	100.0	36,045	100.0
19b. Prepare at least two drafts of a paper or assignment before turning it in [ENGAGLRN]	PREPDRFT	Never	15	34.0	2,748	33.5	11,218	31.3
		Once	12	28.3	2,698	32.9	12,263	34.2
		Two or three times	12	28.1	2,175	26.5	9,847	27.5
		Four or more times	4	9.6	590	7.2	2,529	7.1
		Total	43	100.0	8,211	100.0	35,856	100.0
19e. Participate in supplemental instruction (extra class sessions with an instructor, tutor, or experienced student) [ENGAGLRN]	SUPINSTR	Never	24	55.1	5,473	66.4	24,645	68.5
		Once	7	16.8	1,366	16.6	5,848	16.3
		Two or three times	7	17.1	938	11.4	3,702	10.3
		Four or more times	5	10.9	466	5.7	1,785	5.0
		Total	43	100.0	8,243	100.0	35,981	100.0
19g. Work with other students on a project or assignment during class [ENGAGLRN]	PINCLASS	Never	10	24.4	2,415	29.3	9,739	27.1
		Once	8	19.8	1,703	20.7	8,189	22.8
		Two or three times	8	19.8	2,804	34.0	12,252	34.1
		Four or more times	15	36.0	1,314	16.0	5,785	16.1
		Total	42	100.0	8,235	100.0	35,965	100.0
19h. Work with classmates outside of class on class projects or assignments [ENGAGLRN]	PREPOUTC	Never	25	59.0	5,170	62.9	23,245	64.8
		Once	7	17.1	1,293	15.7	6,220	17.3
		Two or three times	10	22.6	1,205	14.7	4,489	12.5
		Four or more times	1	1.3	554	6.7	1,899	5.3
		Total	43	100.0	8,223	100.0	35,853	100.0
19i. Participate in a required study group outside of class [ENGAGLRN]	GRPSTUDY	Never	36	83.5	6,704	81.6	29,481	82.1
		Once	4	8.3	732	8.9	3,401	9.5
		Two or three times	2	5.5	492	6.0	1,946	5.4
		Four or more times	1	2.7	292	3.5	1,066	3.0
		Total	43	100.0	8,220	100.0	35,894	100.0
19j. Participate in a student-initiated (not required) study group outside of class [ENGAGLRN]	NRGSTUDY	Never	33	76.0	6,512	79.4	28,704	80.2
		Once	4	9.7	826	10.1	3,707	10.4
		Two or three times	4	10.0	564	6.9	2,186	6.1
		Four or more times	2	4.2	300	3.7	1,182	3.3
		Total	43	100.0	8,203	100.0	35,779	100.0

* The comparison group and cohort columns on this page EXCLUDE your college.
Please see Table 1 for unweighted sample and population values of demographic items.

Survey of Entering Student Engagement - Kauai Community College (2024 Administration)

2024 Benchmark Frequency Distributions - Main Survey

Comparison Group: Small Colleges in the 2024 Cohort*

Entering Students Only

[Weighted]

Engaged Learning (ENGAGLRN)

			Your College		Small Colleges		2024 Cohort	
Item	Variable	Responses	Count	Percent	Count	Percent	Count	Percent
Item 19: During the first three weeks of your first semester/quarter at this college, about how often did you do the following?								
19k. Use an electronic tool (e-mail, text messaging, Facebook, MySpace, class Web site, etc.) to communicate with another student about coursework [ENGAGLRN]	USEINTMG	Never	20	46.6	3,467	42.2	14,819	41.3
		Once	4	9.5	1,540	18.8	7,145	19.9
		Two or three times	9	21.4	1,664	20.3	7,565	21.1
		Four or more times	10	22.4	1,538	18.7	6,327	17.6
		Total	43	100.0	8,208	100.0	35,855	100.0
19l. Use an electronic tool (e-mail, text messaging, Facebook, MySpace, class Web site, etc.) to communicate with an instructor about coursework [ENGAGLRN]	MAILFAC	Never	5	11.3	1,825	22.3	8,904	24.9
		Once	12	28.2	2,004	24.4	9,155	25.6
		Two or three times	18	40.7	2,733	33.3	11,349	31.7
		Four or more times	9	19.8	1,638	20.0	6,422	17.9
		Total	43	100.0	8,200	100.0	35,830	100.0
19m. Discuss an assignment or grade with an instructor [ENGAGLRN]	FACASSN	Never	10	22.4	2,488	30.2	11,758	32.7
		Once	15	34.0	2,653	32.3	12,023	33.5
		Two or three times	13	29.5	2,345	28.5	9,304	25.9
		Four or more times	6	14.1	741	9.0	2,850	7.9
		Total	43	100.0	8,227	100.0	35,936	100.0
19n. Ask for help from an instructor regarding questions or problems related to a class [ENGAGLRN]	CLASSREL	Never	5	11.0	1,787	21.8	8,066	22.5
		Once	10	22.8	2,318	28.2	10,722	29.9
		Two or three times	16	36.7	2,970	36.2	12,551	35.0
		Four or more times	13	29.5	1,132	13.8	4,553	12.7
		Total	43	100.0	8,207	100.0	35,892	100.0
19o. Receive prompt written or oral feedback from instructors on your performance [ENGAGLRN]	FEEDBACK	Never	3	7.0	1,555	19.0	7,148	19.9
		Once	7	15.4	1,980	24.1	8,789	24.5
		Two or three times	17	38.6	2,862	34.9	12,580	35.1
		Four or more times	17	39.0	1,805	22.0	7,337	20.5
		Total	43	100.0	8,202	100.0	35,855	100.0
19q. Discuss ideas from your readings or classes with instructors outside of class [ENGAGLRN]	FACIDOC	Never	22	52.1	4,989	60.8	22,423	62.6
		Once	6	14.2	1,613	19.6	6,819	19.0
		Two or three times	8	19.7	1,070	13.0	4,533	12.7
		Four or more times	6	14.0	538	6.5	2,046	5.7
		Total	43	100.0	8,209	100.0	35,820	100.0
Item 20.2: Think about your experiences from the time of your decision to attend this college through the end of the first three weeks of your first semester/quarter. How often did you use the following services?								
20.2d. Face-to-face tutoring [ENGAGLRN]	FFTUSE	Never	31	76.4	5,501	80.6	24,175	81.1
		Once	3	7.4	719	10.5	3,031	10.2
		Two or three times	2	6.1	372	5.5	1,566	5.3
		Four or more times	4	10.2	230	3.4	1,037	3.5
		Total	41	100.0	6,822	100.0	29,810	100.0

* The comparison group and cohort columns on this page EXCLUDE your college.
Please see Table 1 for unweighted sample and population values of demographic items.

Survey of Entering Student Engagement - Kauai Community College (2024 Administration)
2024 Benchmark Frequency Distributions - Main Survey

Comparison Group: Small Colleges in the 2024 Cohort*

Entering Students Only

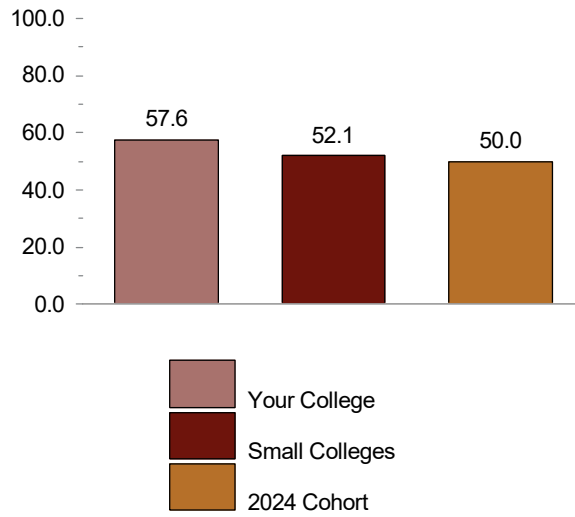
[Weighted]

Engaged Learning (ENGAGLRN)

Item	Variable	Responses	Your College		Small Colleges		2024 Cohort	
			Count	Percent	Count	Percent	Count	Percent
Item 20.2: Think about your experiences from the time of your decision to attend this college through the end of the first three weeks of your first semester/quarter. How often did you use the following services?								
20.2f. Writing, math, or other skill lab [ENGAGLRN]	SKLABUSE	Never	26	84.3	3,557	67.2	16,757	68.4
		Once	4	11.9	645	12.2	3,394	13.9
		Two or three times	0	N/A	547	10.3	2,309	9.4
		Four or more times	1	3.8	548	10.3	2,021	8.3
		Total	30	100.0	5,297	100.0	24,481	100.0
20.2h. Computer lab [ENGAGLRN]	COMLBUSE	Never	20	77.0	3,680	62.3	16,429	62.8
		Once	2	6.8	879	14.9	4,197	16.0
		Two or three times	4	16.2	709	12.0	3,034	11.6
		Four or more times	0	N/A	639	10.8	2,511	9.6
		Total	26	100.0	5,907	100.0	26,171	100.0

* The comparison group and cohort columns on this page EXCLUDE your college.
Please see Table 1 for unweighted sample and population values of demographic items.

Survey of Entering Student Engagement
Kauai Community College (2024 Administration)
2024 Benchmark Bar Chart - Main Survey
Comparison Group: Small Colleges in the 2024 Cohort*
Entering Students Only
[Weighted]
Academic and Social Support (ACSOCSUP)



* The comparison group and cohort bars on this page INCLUDE your college.

Survey of Entering Student Engagement - Kauai Community College (2024 Administration)

2024 Benchmark Means Report - Main Survey
 Comparison Group: Small Colleges in the 2024 Cohort*
 Entering Students Only
 [Weighted]
 Academic and Social Support (ACSOCSUP)

		Your College	Small Colleges		2024 Cohort	
Item	Variable	Mean	Mean	Effect Size**	Mean	Effect Size**
Item 18: Think about your experiences from the time of your decision to attend this college through the end of the first three weeks of your first semester/quarter.						
1 = Strongly disagree, 2 = Disagree, 3 = Neutral, 4 = Agree, 5 = Strongly agree						
18l. All instructors clearly explained academic and student support services available at this college [ACSOCSUP]	RESOURCE	4.35	4.10		4.07	
18m. All instructors clearly explained course grading policies [ACSOCSUP]	GRADEPOL	4.47	4.35		4.35	
18n. All instructors clearly explained course syllabi (syllabuses) [ACSOCSUP]	SYLLABI	4.44	4.40		4.40	
18o. I knew how to get in touch with my instructors outside of class [ACSOCSUP]	FACMEET	4.56	4.39		4.37	
18q. At least one other student whom I didn't previously know learned my name [ACSOCSUP]	OSTUDNAM	4.23	4.05		4.01	
18r. At least one instructor learned my name [ACSOCSUP]	FACNAM	4.53	4.36		4.27	
18s. I learned the name of at least one other student in most of my classes [ACSOCSUP]	STUNAM	4.33	4.22		4.17	

* The comparison group and cohort columns on this page EXCLUDE your college.

** T-test: 2-tailed

If a row contains less than 50 respondents, interpret the comparison results cautiously.

Survey of Entering Student Engagement - Kauai Community College (2024 Administration)
2024 Benchmark Frequency Distributions - Main Survey

Comparison Group: Small Colleges in the 2024 Cohort*

Entering Students Only

[Weighted]

Academic and Social Support (ACSOCSUP)

Item	Variable	Responses	Your College		Small Colleges		2024 Cohort	
			Count	Percent	Count	Percent	Count	Percent
Item 18: Think about your experiences from the time of your decision to attend this college through the end of the first three weeks of your first semester/quarter.								
18l. All instructors clearly explained academic and student support services available at this college [ACSOCSUP]	RESOURCE	Strongly disagree	0	N/A	82	1.0	394	1.1
		Disagree	1	2.8	360	4.4	1,657	4.7
		Neutral	5	11.3	1,333	16.3	5,725	16.1
		Agree	15	33.8	3,308	40.6	14,956	42.0
		Strongly agree	22	52.0	3,073	37.7	12,867	36.1
		Total	43	100.0	8,155	100.0	35,598	100.0
18m. All instructors clearly explained course grading policies [ACSOCSUP]	GRADEPOL	Strongly disagree	0	N/A	40	0.5	208	0.6
		Disagree	0	N/A	144	1.8	576	1.6
		Neutral	4	9.8	679	8.3	2,891	8.1
		Agree	15	33.8	3,372	41.4	14,903	41.8
		Strongly agree	24	56.4	3,912	48.0	17,057	47.9
		Total	43	100.0	8,147	100.0	35,635	100.0
18n. All instructors clearly explained course syllabi (syllabuses) [ACSOCSUP]	SYLLABI	Strongly disagree	0	N/A	33	0.4	162	0.5
		Disagree	1	2.8	123	1.5	469	1.3
		Neutral	4	8.5	602	7.4	2,650	7.4
		Agree	13	31.0	3,172	38.9	14,050	39.4
		Strongly agree	25	57.7	4,231	51.8	18,339	51.4
		Total	43	100.0	8,161	100.0	35,670	100.0
18o. I knew how to get in touch with my instructors outside of class [ACSOCSUP]	FACMEET	Strongly disagree	0	N/A	35	0.4	185	0.5
		Disagree	0	N/A	133	1.6	577	1.6
		Neutral	1	2.8	574	7.0	2,723	7.6
		Agree	16	38.0	3,281	40.1	14,629	41.0
		Strongly agree	25	59.2	4,163	50.9	17,594	49.3
		Total	43	100.0	8,185	100.0	35,708	100.0
18q. At least one other student whom I didn't previously know learned my name [ACSOCSUP]	OSTUDNAM	Strongly disagree	0	N/A	288	3.5	1,356	3.8
		Disagree	4	8.8	558	6.8	2,623	7.3
		Neutral	5	13.0	1,124	13.8	4,841	13.6
		Agree	10	24.5	2,701	33.1	12,289	34.4
		Strongly agree	22	53.7	3,488	42.8	14,606	40.9
		Total	42	100.0	8,159	100.0	35,716	100.0
18r. At least one instructor learned my name [ACSOCSUP]	FACNAM	Strongly disagree	0	N/A	70	0.9	508	1.4
		Disagree	1	2.9	184	2.3	1,158	3.2
		Neutral	2	4.2	727	8.9	3,751	10.5
		Agree	13	29.5	2,959	36.4	12,986	36.4
		Strongly agree	27	63.4	4,195	51.6	17,232	48.4
		Total	43	100.0	8,135	100.0	35,635	100.0

* The comparison group and cohort columns on this page EXCLUDE your college.
Please see Table 1 for unweighted sample and population values of demographic items.

Survey of Entering Student Engagement - Kauai Community College (2024 Administration)
2024 Benchmark Frequency Distributions - Main Survey

Comparison Group: Small Colleges in the 2024 Cohort*

Entering Students Only

[Weighted]

Academic and Social Support (ACSOCSUP)

			Your College		Small Colleges		2024 Cohort	
Item	Variable	Responses	Count	Percent	Count	Percent	Count	Percent
Item 18: Think about your experiences from the time of your decision to attend this college through the end of the first three weeks of your first semester/quarter.								
18s. I learned the name of at least one other student in most of my classes [ACSOCSUP]	STUNAM	Strongly disagree	0	N/A	192	2.3	929	2.6
		Disagree	2	4.2	365	4.5	1,931	5.4
		Neutral	5	11.3	800	9.8	3,680	10.3
		Agree	14	32.3	2,920	35.7	12,842	36.0
		Strongly agree	22	52.3	3,897	47.7	16,327	45.7
		Total	43	100.0	8,174	100.0	35,709	100.0

* The comparison group and cohort columns on this page EXCLUDE your college.
Please see Table 1 for unweighted sample and population values of demographic items.